



# Powder River County Fair

## July 23-25, 2026

THE 2026 FAIRBOOK IS DEDICATED TO  *Bruce & Lori Dinstel* 

Bruce and Lori Dinstel are the kind of people who make a community stronger simply by being part of it. Through their dedication to family, agriculture, education, and service, they have spent decades giving back to Powder River County and supporting the young people who are its future.

Bruce was raised on the family ranch near Ridge, Montana. He attended elementary school in Ridge and graduated from Broadus High School before returning to ranching, where he built a life centered around hard work, stewardship, and family.

Lori was born and raised in Nebraska. After graduating from Alliance High School, she attended Kearney State College and earned her degree in elementary education. Midway through a school year, she accepted a teaching position at the small one-room schoolhouse in Ridge, Montana, and made the move north, a decision that changed the course of her life.

Bruce and Lori met while Bruce was serving on the Ridge School Board, and they were married in May of 1983. Lori taught one more year before their oldest daughter, Megan, was born on Father's Day in 1984. Amanda and Jonni soon followed.

As parents, Bruce and Lori encouraged their daughters to explore every opportunity that came their way. Megan, Amanda, and Jonni were active in 4-H, FFA, BPA, art, music, and athletics, and Bruce and Lori supported every interest with enthusiasm and humor. When volleyball became important to Megan, the family learned volleyball. When Amanda developed an interest in entomology, the family collected bugs together. And when Jonni began playing the violin, even the dachshunds learned to "sing" along.

Bruce has always had a strong passion for agriculture, hunting, and shooting sports, and he shared those passions with his daughters and many youth throughout the county. As one of the first shooting sports leaders in the area, he spent years teaching young people safety, discipline, and confidence while helping grow the program for future generations.

Lori's involvement in 4-H began during her own childhood in Nebraska, where she focused on knitting and crocheting projects. Even as a junior leader, she enjoyed teaching younger members those skills. Later, as her daughters became involved in 4-H, she shared her talents in sewing and helped guide countless projects over the years.

Community service has always been important to both Bruce and Lori. Bruce has served as a school board member, volunteer firefighter, member of the Powder River County Fair Board, and currently serves on the Carter County Weed Board. Lori has also served on the school board, substitute taught, and clerked for three area schools for more than 30 years. In addition, she served as postmaster relief for post offices throughout the rural Southeast corner of Montana.

Today, one of Bruce and Lori's greatest joys is watching their grandsons, Michael and Mason, along with their grandchildren Calvin, Boyd and Carter in Nebraska, grow up surrounded by the same agricultural lifestyle and 4-H experiences that have meant so much to their own family through the years.

Bruce and Lori have never sought recognition for the many ways they have served their family, community, and 4-H program. They simply stepped in wherever help was needed and led by example. Their lifelong commitment to youth, education, agriculture, and community embodies the very spirit of 4-H, making them truly deserving of this dedication.

Written by Megan Stephens



FRIDAY

# ALOHA FAIR

POWDER RIVER  
COUNTY FAIR

# NRA RODEO

Timed Event Slack - 10:00 am

Rodeo Main Event - 6:00 pm

FREE ADMISSION

# *The Reeves Brothers*



FREE CONCERT

CONCERT STARTS AT 8:30 PM

# Welcome to the County Fair!

## Schedule of Events for the 2026 Powder River County Fair

### Monday, July 6th

All 4-H, FFA, and open livestock entry forms and stalling requests due at the Extension Office

### Tuesday, July 21st

8:00 AM Barn set-up

9:00 AM Interview Judging for all 4-H Non-Livestock Projects

### Thursday, July 23rd

6:00-10:00 am Market Livestock Weigh-in

7:00 AM **4-H HORSE SHOW**

5:00 PM All livestock must be in place

### Friday, July 24th

9:00 AM **SWINE SHOW**

**All exhibits must be in place.**

9:30 AM Judging of Open Class Exhibits

10:00 AM **Powder River County Fair NRA Timed Event Slack**

**Laser Tag & More opens, Street by Arena**

**Fun on the Go Blowups Open, Parking area by baseball field**

**Watermelon Eating Contest, Community Center, Sponsored by Broadus IGA**

1:00 PM **Bum Lamb, Goat, & Calf Judging, NO prior entry required**

**SHEEP, GOAT, & ALPACA SHOW**

3:00 PM **POULTRY & RABBIT SHOW**

4:00-6:00 PM **Facepainting by Powder River Rising Stars**

**6:00 PM Powder River County Fair NRA Rodeo Main Event**

**8:30 PM The Reeves Brothers Concert, FREE, Fairgrounds**

### Saturday, July 25th

9:00 AM **BEEF SHOW**

9:30 AM Powder River Ranch Horse Versatility Show

10:00 AM **Laser Tag & More opens, Street by Arena**

**Fun on the Go Blowups Open, Parking lot by baseball field**

11:00 AM **Money in the Straw, Showring, Sponsored by PR Rising Stars 4-H**

Ultrasound Market Livestock

12:00 PM **Fireman's BBQ, Community Center**

1:00 PM 4-H Round Robin Showmanship

**Ice Cream Eating Contest, Community Center**

2:00 PM **PASTURE PRIME SHOWMANSHIP EVENT**

3:00 PM Silent Auction Concludes

4-H Awards Ceremony

**4:00 PM 4-H MARKET LIVESTOCK AUCTION**

5:00 PM **All exhibits are dismissed**

After Auction Aloha Appreciation Supper, Food Vendors available

**"Aloha Fair"** is the Fair theme. The Fair Board is sponsoring a \$100 first place prize and a \$50 second place prize to the organization or club that has the best decorated booth depicting the theme of the Fair. There will be a youth and adult category. Organizations should contact the Extension Office by July 21st to enter the competition.



## 2026 POWDER RIVER COUNTY FAIR JUDGES

Horses-----	Kat Dickhoff
Beef-----	Wylee Simenson
Swine-----	Wylee Simenson
Sheep & Goats-----	Wylee Simenson
Wool-----	Mike Capra
4-H Alpaca-----	Wylee Simenson
4-H Poultry & Rabbit-----	Britta Brenner
4-H Cat & Dog-----	Ronda Gatlin
4-H Foods-----	Roxie Dinstel
4-H Clothing & Handwork-----	Roxie Dinstel
4-H Photography-----	Ann Emmons
4-H Leathercraft-----	Cody Morris
4-H Woodworking-----	Dade Allison
4-H Welding-----	Lester Aye
4-H General Projects-----	Mike Schuldt
4-H General Projects-----	Liz Reiersen
4-H Horticulture-----	Margaret Scoles
Open Class Foods-----	Roxie Dinstel
Open Class Clothing & Handwork-----	Roxie Dinstel
Open Class Floral, Crops, Garden-----	Margaret Scoles
Open Class Art-----	Donna Faber
Open Class Crafts-----	Meghan Phillippi
Open Class Photography-----	Sabrina Schaff

## SUPERINTENDENTS

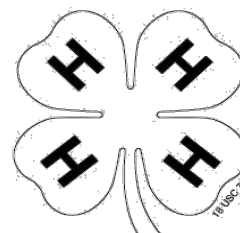
Beef-----	Travis Adam, Lee Turnbough
Sheep & Goats-----	Megan Smith
Swine-----	James Riley, Luke Mobley
Horse-----	Kaycee Kolka, Heather Herman, Megan Smith
4-H Livestock Sale & Weigh-in-----	James Riley, Luke Mobley, Lee Turnbough, Travis Adam
4-H Round Robin Showmanship-----	Travis Adam & Ashley Bird-Madsen
4-H General Projects-----	Meghan Phillippi & Kate Ruland
4-H Silent Auction-----	Meghan Phillippi & Amber VerWolf
4-H Poultry & Rabbit-----	Kaycee Kolka
4-H Rate of Gain-----	Jay Schroeder, Allan Reaves
Entertainment-----	Luke Mobley, Kaycee Kolka, Lee Turnbough
Community Center-----	Meghan Phillippi, Ashley Bird-Madsen
Open Class Garden/Floral-----	Karen Amende
Open Class Clothing & Handwork-----	Bonnie Lyda, Linda Bird
Open Class Crafts-----	Amanda Owen
Open Class Photography-----	Christine Appleman
Open Class Foods-----	Diane Stuver
Open Class Arts-----	Ann Emmons

## TEEN SUPERINTENDENTS

	Justin Aye, Darren VerWolf, Kade
Barn Setup-----	VerWolf, Baylor Kuhbacher, & Kayleigh Nisley, Laney Williams, Liv Landa, Ainsley & Weston Hobley
General 4-H-----	Kassie Hagedorn & Ava Landa
Horse-----	Ainsley Hobley
Sheep-----	Danica Schroeder & Darren VerWolf
Swine-----	Ava Landa
Beef-----	Laney Williams & Liv Landa
Awards Ceremony-----	Ava Landa, Laney Williams, & Kassie Hagedorn

## PAST FAIR BOOK DEDICATEES

1975 –	Father Patrick Berther
1976 –	Mac McCurdy
1977 –	Susie McGill
1978 –	Mibra and Mary Lloyd
1979 –	Carl and Inez Smith
1980 –	Charlotte and Howard Allen
1981 –	John and Marie Traub
1982 –	August and Mary Decker
1983 –	Roland and Erma Rumph
1984 –	Vera and Earl Clements
1985 –	Charles and Vera Carter
1986 –	Elliot and Esther Barnhart
1987 –	Cecil and Delores Kolka
1988 –	Doris Jean and Charley Emmons
1989 –	Bob and Vera Archer
1990 –	Gary and Beverly Green
1991 –	Faye and Ross Denson
1992 –	Mary Pomeroy Rumph
1993 –	Lawrence and Miriam Capra
1994 –	Powder River Pioneers
1995 –	Earl and Betty Aye
1996 –	Dale and Marie Benge
1997 –	Alva and Lorraine Fortner
1998 –	Marlyn and Alice Janssen
1999 –	Carl and Pat Phillips
2000 –	Bob and Ann Carroll
2001 –	Wayne and Cathy Gamrath
2002 –	Lewis and Helen Janssen
2003 –	Dave and Pat Gardner
2004 --	Slug and Poppy Mills
2005 --	Wesley and Lois Powell
2006 --	Marshall and Patty Williams
2007 --	Ben and Brenda Minow
2008 --	Jim and Emily Madsen
2009 --	Doug and Kerry Gardner
2010 --	Russ and Carol Greenwood
2011 --	Ted and Cathy Elgin
2012 --	Marian & Darrel (posthumously) Hansen
2013 --	Robert & Lynnette Janssen
2014 --	Jerry & Joyce Strobel
2015 --	Lyman & Anne Amsden
2016 --	Terry & Sherry Considine
2017 --	Ron & Twila Talcott
2018 --	Jim & Kathy Bowers
2019 --	Ray & Sandy Smith
2020 --	Bob (posthumously) & Virginia Robinson
2021 --	Andrew & Carlene Gaskill
2022 --	Tracy & Becky Anderson
2023 --	Annie & Leland (posthumously) Brimmer
2024 --	Randy & Katie Ward
2025 --	Dan & Lisa Lynch



**Fairboard**

Kaycee Kolka  
 Travis Adam  
 Heather Herman  
 James Riley  
 Lee Turnbough  
 Megan Smith  
 Luke Mobley  
 Ashley Bird-Madsen

**Powder River  
 County Extension  
 Staff**

**County Agent**  
 Jackie Rumph

**Administrative Assistant**  
 Kelda Page

**Powder River  
 County Commissioners**

Lee Randall, Chairman  
 Lori Fortner  
 John Olson

**Table of Contents**

**GENERAL RULES AND INFORMATION ..... 2**

**BARN RULES ..... 2**

**CONCESSION STAND RULES ..... 3**

**FFA ..... 3**

**POWDER RIVER RANCH HORSE VERSATILITY SHOW ..... 3**

**OPEN CLASS SECTION ..... 4**

**SECTION A: OPEN CLASS ARTS ..... 4**

**SECTION B: OPEN CLASS CLOTHING ..... 5**

**SECTION C: OPEN CLASS HANDWORK ..... 5**

**SECTION D: OPEN CLASS CRAFTS ..... 8**

**SECTION E: OPEN CLASS CROPS ..... 9**

**SECTION F: OPEN CLASS FLORAL ..... 10**

**SECTION G: OPEN CLASS FOODS ..... 12**

**SECTION H: OPEN CLASS GARDEN ..... 15**

**SECTION I: OPEN CLASS LIVESTOCK ..... 18**

**SECTION J: OPEN CLASS PHOTOGRAPHY ..... 19**

**SECTION K: OPEN CLASS HOMEMADE GADGETS & INVENTIONS ..... 21**

**4-H DIVISION ..... 21**

**SECTION L: 4-H ANIMAL SCIENCES ..... 21**

CLASS 1 – 4-H BEEF ..... 22

CLASS 2 – 4-H BEEF BREEDING ..... 23

CLASS 3 – 4-H DAIRY ..... 24

CLASS 4 – 4-H GOAT ..... 24

CLASS 5-22 - 4-H HORSE ..... 26

CLASS 23 – 4-H SHEEP ..... 29

CLASS 24 – 4-H SHEEP BREEDING ..... 30

CLASS 25 – 4-H FLEECE ..... 30

CLASS 26 – 4-H ALPACA ..... 31

CLASS 27 – 4-H SWINE ..... 31

CLASS 28 – 4-H SWINE BREEDING ..... 32

CLASS 29 – 4-H LIVESTOCK JUDGING ..... 32

CLASS 30 – 4-H VET. SCIENCE ..... 32

**SECTION M: 4-H SMALL ANIMAL PROJECTS ..... 33**

CLASS 1 – 4-H CATS ..... 33

CLASS 2 – 4-H DOG ..... 33

CLASS 3 – 4-H POULTRY ..... 35

CLASS 4 – 4-H RABBIT ..... 36

CLASS 5 – 4-H POCKET PETS DIVISION ..... 37

**SECTION N: ENGINEERING & TECHNOLOGY ..... 37**

CLASS 1 – 4-H AEROSPACE ..... 37

CLASS 2 – 4-H MODEL CRAFT ..... 38

CLASS 3 – 4-H ELECTRICAL PROJECTS ..... 38

CLASS 4 – 4-H ROBOTICS ..... 39

CLASS 5 – 4-H SMALL ENGINES ..... 40

CLASS 6 – 4-H WELDING ..... 41

CLASS 7 – 4-H WOODWORKING ..... 41

**SECTION O: ENVIRONMENTAL & NATURAL SCIENCES ..... 42**

CLASS 1 – 4-H ENTOMOLOGY ..... 42

CLASS 2 – 4-H FORESTRY ..... 43

CLASS 3 – 4-H OUTDOOR ADVENTURES ..... 44

CLASS 4 – 4-H SHOOTING SPORTS ..... 45

CLASS 5 – 4-H SPORT FISHING ..... 45

CLASS 6 – 4-H WILDLIFE ..... 46

**SECTION P: 4-H FAMILY & CONSUMER SCIENCE PROJECTS -- 47**

CLASS 1 – 4-H BABYSITTING ..... 47

CLASS 2 – 4-H FAMILY ADVENTURES ..... 47

CLASS 3 – 4-H INTERIOR DESIGN ..... 47

CLASS 4 – 4-H SEWING & TEXTILES ..... 48

CLASS 5 – 4-H HANDWORK PROJECTS ..... 51

**SECTION Q: 4-H PLANT SCIENCES ..... 52**

CLASS 1 – 4-H CROP SCIENCE ..... 52

CLASS 2 – 4-H GARDENING PROJECTS ..... 53

CLASS 3 – 4-H RANGE SCIENCE MANAGEMENT ..... 54

CLASS 4 – 4-H WEED SCIENCE ..... 54

**SECTION R: 4-H COMMUNICATIONS & EXPRESSIVE ARTS --- 55**

CLASS 1 – 4-H COWBOY POETRY ..... 55

CLASS 2 – 4-H LEATHERCRAFT ..... 55

CLASS 3 – 4-H PHOTOGRAPHY ..... 57

CLASS 4 – 4-H VISUAL ARTS ..... 59

**SECTION S: 4-H LEADERSHIP & PERSONAL DEVELOPMENT -- 61**

CLASS 1 – 4-H CITIZENSHIP ..... 61

CLASS 2 – 4-H LEADERSHIP ..... 61

**SECTION T: 4-H FOODS & NUTRITION ..... 61**

CLASS 1 – 4-H CAKE DECORATING ..... 61

CLASS 2 – 4-H COOKING ..... 63

CLASS 3 – 4-H BAKING ..... 65

CLASS 4 – 4-H FOOD PRESERVATION ..... 67

**SECTION U: 4-H OTHER PROJECTS ..... 67**

CLASS 1 – EXPLORING 4-H ..... 67

CLASS 2 – 4-H DESIGN YOUR OWN ..... 67

**SECTION V: CLOVERBUDS ..... 68**

CLASS 1 - CLOVERBUDS ..... 68

## GENERAL RULES AND INFORMATION

All exhibitors in 4-H will be judged on the Danish or group system of placing. The group will be designated by colored stickers: first group, blue; second, red; third, white.

All open class lots will be given a first, second, and third placing. If no exhibit in a lot merits a ribbon, none will be given. Those exhibits not qualifying or are below standard, will not receive an award rating.

Blue, red, or white stickers will be used to indicate placings for 4-H non-livestock and Open Class exhibits. If the exhibitor would like a ribbon, they can pick one up matching their placing from the Fair Office.

Out-of-state people are welcome to exhibit at the Powder River County Fair. Open class tags can be obtained from the Extension Office. Early open class entries will be appreciated.

All 4-H, FFA, and open class livestock entries are to be into the County Extension Office by July 6<sup>th</sup>, 2026. All 4-H entries must be made in the person's own name and approved by the Extension Office. **Showmanship entries must be entered on the regular entry forms.**

Open class non-livestock exhibitors may begin making entries on the first day of the Fair, starting at 1 p.m. until 5 p.m. Additional entries must be in place by 9 a.m. on Friday of the Fair. **No**

**exhibits can be removed from the grounds until 5 p.m., the last day of the Fair. 4-H Premiums are forfeited if exhibits are removed from the Fair early.**

**In all cases, the judges' decision is final.** Only blue-ribbon entries will be considered for Grand Champion ribbons.

Exhibits erroneously entered may be transferred at the discretion of the Superintendent of the department to which they properly belong if done prior to the awarding of premiums in the class and lot which they are eligible.

Exhibit lots may be added or deleted during judging time. This decision is left to the judge's and superintendent's discretion.

The Powder River County Fair Board will not be responsible for the loss of any article or animal exhibited at the Fair. This also means anyone associated with the Fair will not be held responsible for any damage done to any exhibit while at the Fair, or after, or before it is at the Fair; nor will the Board be responsible for the safe return of any exhibit to its owner although due care and caution will be exercised to prevent loss and damage.

The Fair Board reserves the right to prescribe the dimensions and regulate the positions of all signs and to direct the arrangement of articles on exhibition to secure harmony and attractive appearance.

The Fair Board reserves to itself the sole and absolute right to construe its own rules and

regulations and to determine arbitrarily all matters and differences in regard thereto.

A commercial exhibitor must confine themselves to the space assigned to them by the Fair Board and provide their own tables. Contact the Extension Office for space by July 20<sup>th</sup>.

## BARN RULES

Exhibitors must provide all feed for their stock.

Exhibitors or attendants must be on hand to properly take care of animals and keep stalls clean at all times.

Any animal not showing evidence of proper training or preparation may be removed from the fairgrounds if requested by the Fair Board.

Animals entered in the Fair must be in the families' possession at least 30 days prior to the Fair

Livestock exhibitors are not permitted to use tranquilizers for livestock within 30 days prior to the Fair. Any drug used at the Fair must be administered by or under the direct supervision of a veterinarian.

Montana 4-H and FFA requires that animals be handled in a proper and ethical manner in accordance with accepted modern animal husbandry and scientific practices. In addition, adequate care, including watering, feeding, and comfort should be appropriately provided to all animals. Any individual treating an animal in any other manner may be asked to leave the

grounds. Exhibitors, their parents, leaders, and instructors have a serious responsibility to follow animal health practices that are approved by the industry and the U.S. Department of Agriculture to assure that meat customers are receiving wholesome food. Health aids and other approved products should be used with care, according to prescribed practices, only when needed, and in the correct amounts.

Montana 4-H and FFA requires that market animals meet all the Food and Drug administration regulations governing management and safety practices. Exhibitors should seek competent professional advice if medical situations arise which are beyond their capabilities.

**4-H and FFA livestock exhibitors should be actively involved in fitting their own animals for the show ring after arrival at the fairgrounds.**

**Exhibitors may enter only one exhibit in each lot number.**

### **CONCESSION STAND RULES**

**Each concession stand will be assessed a \$25/day flat fee for grounds rent. Contracts are available through the Extension Office.**

The booths will be positioned by the concessionaires. Each group shall be responsible for their stand. Each group is asked to provide garbage sacks and one garbage can to be used during the Fair.

Concessionaries will be asked to daily police the area around their booth plus the sway area between the Community Center and the Fair Barn, and the area between concession stands and the Community Center.

No livestock will be permitted in the concession area.

Final cleanup will be at the conclusion of the Fair by all concessionaries. The grounds must be picked up and booths cleaned.

### **FFA**

FFA members are welcome to participate in the Powder River County Fair provided it is the only county Fair they compete in either FFA or 4-H, unless it is a completely different project (i.e. beef breeding vs. market beef). The exhibit entered must be carried as an FFA supervised Agricultural Experience (SAE). The following rules apply:

4-H and FFA members will compete for all Fair Board sponsored awards. These include championship rosettes, ribbons, and the accompanying premium money. It also includes the livestock judging contests.

An individual may exhibit only once in any one lot number. That is, you cannot enter 2 exhibits that are the same as one 4-H steer and one FFA steer.

The livestock sale is open to FFA members. However, the same member may not sell two steers, two hogs, or two lambs. This is consistent with the above rule.

The Fair Board reserves the right to change or modify any of the above rules, or make others, in order to welcome FFA to the Fair.

### ***Powder River Ranch Horse Versatility Show***

**The Powder River Ranch Horse Versatility Show will be held Saturday, July 25<sup>th</sup>, 2026 at 9:30 a.m. Show check-in is at 8:00 am. Please pre-enter if possible.**

**Buckles awarded in each event, money jackpotted back.** Other prizes will be awarded. All-around winner wins \$1000!

**The classes are as follows:** Cutting, Fence Work, Ranch Conformation, Ranch Riding, Trail, Reined Cow Work.

The point system will be 10 points for first, 9 for second, 8 for 3rd, all the way down to 1 point for 10th place. This system applies regardless of the number of contestants in each event. The horse must be shown in the class (not just entered or paid up) to earn points. An outside judge (or judges) will be hired for the show.

The all-around winner will be required to sit out of the show for 1 year after winning the show. Officers/directors are eligible to participate as long as they take care of duties assigned to them. The top three overall winners will oversee organizing next year's show.

**Call Karla McDonald for more information and to enter. 406-671-5441 or karlamcd81@gmail.com**

**Rules**

**Ranch Horse Conformation:** This class will be judged on balance, structural correctness, breed, and sex characteristic, and degree of muscling. Horses are to be shown in good working halter. Horses will walk to the judge one at a time, then trot straight to cone. At the cone, the horse will continue trotting, turn to the left and trot toward the left fence of the arena. After each horse has trotted, horse will line up head to tail for individual inspection by the judge. The judge will inspect each horse from both sides, front and rear.

**Ranch Trail:** This class is designed to show a horse’s ability and willingness to perform several tasks that might be asked of him during a normal day’s ranch work. The horse will be judged on the gaits (walk, trot, lope) performed between 5 or more obstacles. A horse will be rewarded with higher credit for performing these gaits on the correct lead and with an alert attitude. Obstacles may include opening and closing a gate, roping a stationary steer, dragging a log or tire, crossing a bridge, and loading into/out of a trailer.

**Cutting:** AQHA rules and scoring will apply.

**Cow Horse:** will consist of reining, box, fence, and circle.

**Ranch Reining:** Contestants will ride into the arena and complete a simple reining pattern, judged on the horse’s ability to take off and circle on the correct leads, stop, and turn around. After the reining pattern is complete the contestant will nod for a cow to be released

for the Cow Work Class. Contestants will then “Box” the cow at the end of the arena, showing control of the animal at the end of the arena by working it side to side. Then contestants will take the cow down the fence and make two fence turns. After the turns, contestants will have the option to steer stop or circle the cow both ways, completing the run.

**Ranch Riding:** Horses are shown at the walk, extended walk, trot, extended trot, lope and extended lope. Horses will be judged on smooth transitions, good Ranch Horse behaviors, willingness to do what is asked, and completion of stated maneuvers stop, back up, side pass, walkover poles and any other posted maneuvers on the pattern are to be expected.

**OPEN CLASS SECTION**

**The professional class is defined as someone who sells their items for a profit.**

**SECTION A: OPEN CLASS ARTS**

Exhibits in this division are to be signed or initialed by the exhibitor. All paintings or drawings must be original.

Where there is no competition, exhibits will be awarded first, second, or third, according to the merits of the exhibit.

All pictures in Class 1 & 2 are to be framed or mounted with glass

being optional. All photos are to be framed.

All pictures in Class 1 & 2 must have wire or string hangers.

**For children's classes please list the age on the entry tag.**

One item per lot number only.

- Class 1 - Adult**
- Class 2 - Professional**
- Class 3 - Young Adult**  
**(13-18 years old)**
- Class 4 – Children (12 & Under)**

**Use both lot #'s**

**Lot #**

1. Acrylic
2. Alcohol Ink
3. Charcoal
4. Collage
5. Colored Pencil
6. Crayon
7. Mixed Media
8. Oil
9. Pastel
10. Pen & Ink
11. Pencil
12. Scratch Board
13. Stipple
14. Tempera
15. Watercolor
16. Any other medium not listed

- A. Landscape
- B. Still Life
- C. Animal
- D. Abstract
- E. Portrait
- F. Seascape/Rivers/Streams
- G. Western Theme
- H. Old Buildings
- I. Sports
- J. Patriotic
- K. Bird
- L. Floral

- M. Textures
- N. Any other scene not listed

**Open Class Adult Art awards  
sponsored by Tom & Ann  
Emmons**

**Open Class Children Art Awards  
sponsored by Art & Soul Artisans  
Society**

**SECTION B: OPEN CLASS  
CLOTHING**

Articles must be made by person exhibiting.

Other entries made in same lot are for display only. All articles should be clean and well pressed.

**Children's exhibits: There will be a separate children's class.** Children are encouraged to enter and will be judged according to the Danish system. Thus, all children's exhibits will be awarded a ribbon. **Children be sure to state your age on your exhibit tag.** Children are considered 14 years and younger.

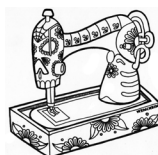
- Class 1 – Adult**
- Class 2 – Professional**
- Class 3 – Youth, 14 & Under**

**Lot #**

- 1. Infant wear, 1 piece
- 2. Any other infant article not listed & identify
- 3. Child's dress, 1 piece
- 4. Child's dress, 2 pieces
- 5. Child's T-shirt
- 6. Child's shirt
- 7. Child's jeans
- 8. Child's shorts
- 9. Child's vest

- 10. Child's jacket
- 11. Child's skirt
- 12. Child's coat
- 13. Costume
- 14. Any other child's wear not listed & identify
- 15. Adult dress, casual
- 16. Adult dress
- 17. Adult evening dress
- 18. Adult jumper
- 19. Adult Jacket
- 20. Adult blouse
- 21. Adult shirt
- 22. Adult T-shirt
- 23. Adult slacks
- 24. Adult jeans
- 25. Adult shorts
- 26. Adult skirt
- 27. Adult vest
- 28. Adult swimsuit
- 29. Adult clothing with specialty fabric
- 30. Adult pajamas
- 31. Any other adult article not listed & identify
- 32. Any other article not listed & identify

The following items should be made totally with the sewing machine or serger.



**Lot #**

- 33. Kitchen Apron
- 34. Pillowcases, 2
- 35. Potholders, 2, functional
- 36. Potholders, 2, decorative
- 37. Placemats, 2
- 38. Napkins
- 39. Tablecloth
- 40. Tote bag
- 41. Purse
- 42. Pillow
- 43. Pillow with handwork detail
- 44. Doll Clothes

- 45. Stuffed animal
- 46. Wall Hanging
- 47. Sweatshirt - decorated (Sweatshirt may be purchased)
- 48. Machine Embroidered Item
- 49. Machine Embroidered Item, free motion quilting
- 50. Machine Embroidered Item, monogramming
- 51. Machine Embroidered Item, framed
- 52. Appliquéd fabric art
- 53. Appliquéd wall hanging
- 54. Appliquéd item, framed
- 55. Appliquéd item
- 56. Table Topper
- 57. Table Runner
- 58. Any other misc. sewing not listed & identify.

**Open Class Clothing & Handwork Awards sponsored by Dennis and Bonnie Lyda**

**SECTION C: OPEN CLASS  
HANDWORK**

Articles competing for prizes must be made by person exhibiting.

Other entries made in same lot are for display only. All articles should be clean and well pressed. All articles framed must have wire hangers. All needlework will be judged with regard to beauty, degree of perfection, amount of work, and suitability for the purpose for which it is intended.

**Children's exhibits: There will be a separate children's class.** Children are encouraged to enter and will be judged according to the Danish System. Thus, all

children's exhibits will be awarded a white, red, or blue sticker. **Be sure to state your age on your exhibit tag.** Children are considered 14 years and younger.

**Class 1 – Adult**

**Class 2 – Professional**

**Class 3 – Youth, 14 & Under**

**Class A - Knitting**

**Lot #**

1. Potholders, set of 2, decorative
2. Potholders, set of 2, functional
3. Dish cloth, functional, 1
4. Crib cover
5. Vest, child
6. Vest, adult
7. Sweater, child
8. Pullover sweater
9. Cardigan Sweater
10. Shell
11. Coat
12. Afghan, twin
13. Afghan, double bed or larger
14. Knitted article by Senior Citizen
15. Knitted holiday decoration
16. Knitted then felted item
17. Item with embellishments
18. Pair of socks
19. Homemade yarn
20. Any other knitted article not listed & identify

**Class B - Embroidery**

**Lot #**

21. Luncheon cloth or set
22. Tablecloth
23. Pillowcases, set of 2
24. Dresser Scarf
25. Tea towels, set of 2

26. Article of clothing embroidered, judged only on embroidery.
27. Framed, hand embroidered picture
28. Embroidered by Senior Citizen
29. Any other hand embroidered item not listed & identify

**Class C - Crochet**

**Lot #**

30. Infant set, 2 pieces
31. Booties
32. Crib cover
33. Potholders, set of 2, functional
34. Potholders, set of 2, decorative
35. Dish cloth, functional, 1
36. Doily, starched (11" & under)
37. Doily, starched (12-34")
38. Doily, mounted & framed
39. Luncheon cloth
40. Tablecloth
41. Vanity or buffet set of 3
42. Dresser scarf or TV scarf
43. Dresser scarf, crocheted item, no embroidery
44. Pillowcase, crocheted trim, no embroidery
45. Sweater
46. Vest
47. Pillow
48. Rug
49. Toy
50. Dolls
51. Clothes hanger
52. Holiday decoration
53. Afghan, granny stitch
54. Afghan, ripple stitch
55. Afghan, Navajo stitch
56. Afghan, Afghan stitch
57. Afghan, baby

58. Afghan, any other stitch not listed & identify
59. Bedspread
60. Homemade yarn
61. Any article crocheted by Senior Citizen
62. Any other crocheted article not listed & identify.

**Class D - Quilts**

A beginner quilter has been quilting for 2 years, intermediate 3 to 5 years, and advanced 6 years or more. Please use your own judgment on which class you think you are in. The judge will have the final say and may change classes on the quality of the quilt.

**Class 4 – Beginner**

**Class 5 – Intermediate**

**Class 6 – Advanced**

**Class 7 – Children (14 & under)**

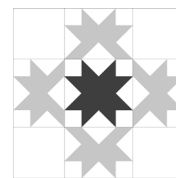
**Class A – King/Queen**

**Class B – Full Size**

**Class C – Twin**

**Class D – Throw**

**Class E – Baby**



**Lot #**

63. Tied quilt or comforter
64. Appliquéd quilt
  - I. Hand quilted
  - II. Machine quilted
  - III. Commercial quilted
  - IV. Preprinted Fabric Hand Quilted
65. Pieced Quilt
  - I. Hand pieced
  - II. Hand quilted
  - III. Machine quilted
  - IV. Commercial quilted

- 66. Quilted as constructed
  - I. Hand quilted
  - II. Machine quilted
- 67. Quilt made from a kit
  - I. Hand pieced
  - II. Hand quilted
  - III. Machine quilted
  - IV. Commercial quilted
- 68. Rag Time
- 69. Chenille
- 70. Memory
- 71. Coverlet or bedspread
- 72. Table runner
- 73. Pillow
- 74. Quilted wall hanging
  - I. Large – 24” square or more
  - II. Small – 24” square or less
- 75. Quilted clothing
- 76. Holiday Item
- 77. Mug Mats
- 78. Mug Rug
- 79. Made from panel
- 80. Table Topper
- 81. Quilted by Senior Citizen
- 82. Any other quilted item not listed & identify

**Class E - Needlework**

**Lot #**

- 83. Cutwork pillowcases, set of 2
- 84. Cutwork, any other article & identify
- 85. Crewel embroidery, sofa pillow
- 86. Crewel embroidery, framed picture actual work smaller than 5x7”
- 87. Crewel embroidery, framed picture actual work 5x7” to 8x10”
- 88. Crewel embroidery, framed picture actual work over 8x10”

- 89. Any other crewel embroidery not listed & identify
- 90. Brazilian embroidery
- 91. Counted cross stitch, framed picture, actual work 5x7” & under
- 92. Counted cross stitch, framed picture, actual work 5x7” to 8x10”
- 93. 8x10” counted cross stitch, framed picture, actual work
- 94. Any other counted cross stitch not listed & identify
- 95. Cross stitched pillowcases, set of 2
- 96. Cross stitched tablecloth
- 97. Any other cross-stitched article not listed & identify
- 98. Fold star article
- 99. Smocked pillow
- 100. Any other smocked article not listed & identify
- 101. Chicken scratch article
- 102. Trapunto, “raised quilting”
- 103. Needlepoint framed picture
- 104. Needlepoint, long stitch
- 105. Needlepoint pillow
- 106. Needlepoint, plastic canvas
- 107. Any other needlepoint not listed & identify
- 108. Needle punch article framed
- 109. Any other needle punch not listed & identify
- 110. Candle wicking pillow
- 111. Candle wicking sachet
- 112. Any other candle wicking not listed & identify
- 113. Needlework done by Senior Citizen

**Class F - Miscellaneous Handwork**

**Lot #**

- 114. Textile painted, tea towels, set of 2
- 115. Textile painted, pillowcases, set of 2
- 116. Textile painted, dresser scarf
- 117. Textile painted, wall hanging
- 118. Textile painted, pictures, set of 2 mounted and framed
- 119. Textile painted, portrait
- 120. Textile painted, picture, preshaded
- 121. Textile painted, picture, shaded
- 122. Textile painted, tablecloth
- 123. Textile painted, item of clothing
- 124. Any other textile painted article not listed & identify
- 125. Pillowcases, crochet trim, with embroidery
- 126. Dresser scarf, crochet trim, with embroidery
- 127. Tatted article, smaller than 10”
- 128. Tatted article, 10” or larger
- 129. Tatted edged article
- 130. Any other tatted article not listed & identify
- 131. Hairpin lace article
- 132. Any other hairpin lace article not listed & identify
- 133. Hooked rug
- 134. Latch hook wall hanging
- 135. Latch hook rug
- 136. Any other latch hook article not listed & identify
- 137. Tree skirt
- 138. Braided rug
- 139. Refrigerator magnets

- 140. Fashion accessories, collars, belts, etc.
- 141. Purse
  - A. Woven
  - B. Knitted
  - C. Felted
  - D. Other
- 133. Pouch
  - A. Woven
  - B. Knitted
  - C. Felted
  - D. Other
- 134. Hats
  - A. Woven
  - B. Knitted
  - C. Other
- 135. Any other braided article not listed & identify

**Open Class Clothing & Handwork Awards sponsored by Dennis and Bonnie Lyda**

**SECTION D: OPEN CLASS CRAFTS**

When there is no competition, exhibits will be awarded first, second, third, according to merit of the exhibit.

If an exhibit has been made from a kit, please state so on the exhibit tag.

If an exhibitor has more than one item made with the same technique and categorized under the same lot, pick one item to be judged and the other items will be for display only. More than one article may be entered in each lot number if they are different types of articles. For example, a jewelry lot might have 1 ring, 1 necklace, 1 pair of earrings, 1 bracelet, and 1 brooch. The superintendent and

judge will use their discretion in adding more lots.

**Children’s exhibits: There will be a separate children’s class.**

Children are encouraged to enter and will be judged according to the Danish System. Thus, all children’s exhibits will be awarded a white, red, or blue sticker. **Be sure to state your age on your exhibit tag.** Children are considered 14 years and younger.

**Class 1 – Adult**

**Class 2 – Professional**

**Class 3 – Youth, 14 & Under**

**Class 4 – Powder River Manor Residents (Nursing Home residents will be judged separate from other adults. All entries will receive a blue ribbon.)**

**Class A – General Crafts**

**Lot #**

- 1. Wood carving
- 2. Wood toy
- 3. Wood furniture
- 4. Wood novelty
- 5. Wood burning
- 6. Lathe woodwork
- 7. Any other wood craft not listed & identify
- 8. Stick horse
- 9. Greeting cards
- 10. Egg craft
- 11. Eggshell craft
- 12. Macaroni craft
- 13. Shell craft
- 14. Driftwood articles
- 15. Wreath, special occasion
- 16. Pinecone art
- 17. Potpourri article
- 18. Leather craft with lacing

- 19. Leather craft without lacing
- 20. Leather belt, carved or tooled
- 21. Leather belt, stamped
- 22. Leather purse
- 23. Leather billfold, carved or stamped
- 24. Any other leather craft not listed & identify
- 25. Vase
- 26. Bouquet of handmade flowers in vase (vase not handmade judged only on suitability)
- 27. Lamp
- 28. Covered lamp shade
- 29. Jewelry (only 1 kind-pair of earrings, ring, necklace, etc.)
- 30. Plaster of Paris
- 31. Bread dough
- 32. Foam craft
- 33. Bead craft
- 34. Mosaic
- 35. Decoupage
- 36. Dip and Drape
- 37. Macramé item
- 38. Yarn art
- 39. String art
- 40. Resin craft
- 41. Doll furniture
- 42. Handmade doll
- 43. Soft sculpture craft
- 44. Folded paper item
- 45. Paper snipping item
- 46. Quilling, floral design
- 47. Quilling, figurines
- 48. Paper mâché
- 49. Popsicle stick craft
- 50. Matchstick article
- 51. Shrink art
- 52. Soap carving
- 53. Paint-by-number
- 54. Weaving
- 55. Model craft – glued type (only 1 of each type)

- 56. Model craft – snap together (only 1 of each type)
- 57. Free form molding with clay
- 58. Terrarium
- 59. Ceramic item
- 60. Article made from potter’s wheel
- 61. Etched glass item
- 62. Stained glass item
- 63. Fabric item
- 64. Christmas ornament
- 65. Wheat weaving
- 66. Calligraphy
- 67. Metal punch item
- 68. Copper tooling
- 69. Metal welding
- 70. Aluminum etching
- 71. No-sew calico
- 72. Magnet
- 73. Decorated basket
- 74. Hand woven basket
- 75. Stenciling
- 76. Weathervane
- 77. Clay sculpture
- 78. Candle
- 79. Taxidermy item
- 80. Miniatures
- 81. Gingerbread
- 82. Decorated sweatshirt
- 83. Holiday craft
- 84. Diorama
- 85. Paper craft
- 86. Class or group project
- 87. Recycled craft project
- 88. Patriotic themed craft
- 89-93. Rubber stamping item, Identify
- 94-98. Scrapbook item, identify
- 99-103. Jewelry item, identify
- 104. Any other craft project not listed & identify

**Class B - Tole Painting**

- Lot #**
- 105. Animals and birds
  - 106. Flowers
  - 107. Flowers, miniature 4” or smaller
  - 108. Fruits & vegetables
  - 109. Landscape
  - 110. Mini landscape – 4” or smaller
  - 111. Person or people
  - 112. Rosemaling
  - 113. Still life
  - 114. Seasonal
  - 115. Mix media
  - 116. Painting on glass
  - 117. Painting on metal
  - 118. Painting on fabric
  - 119. Painting on porcelain
  - 120. Painting on furniture – large
  - 121. Painting on furniture – small
  - 122. Any other tole painting not listed & identify

**Class C – Gourd Art**

- Lot #**
- 123. Wood burned Gourd
  - 124. Birdhouse Gourd
  - 125. Gourd Mask
  - 126. Light or Lamp
  - 127. Faux Leather Tooled Gourd
  - 128. Gourd Vase (with or without Arrangement)
  - 129. Combination of techniques on a Gourd
  - 130. Gourd with cutouts
  - 131. Gourd Basket
  - 132. Carved Gourd
  - 133. Gourd Ornament
  - 134. Gourd Jewelry
  - 135. Holiday Gourd

- 136. Instrument made from Gourd
- 137. Zentangle Art on Gourd
- 138. Any other Gourd not listed & identify

**Class D – Legos**

**Ages 3-6**

- Lot #**
- 136-140. Up to five unlike items, identify.

**Ages 7-10**

- Lot #**
- 141-145. Up to five unlike items, identify.

**Ages 11 & Up**

- Lot #**
- 146-150. Up to five unlike items, identify.

**Open Class Craft Awards sponsored by Duane and Debbie Talcott**

**SECTION E: OPEN CLASS CROPS**

In judging threshed grain, the points most considered are: purity, uniformity, and the fitness of the sample for the purpose for which the particular class of grain is used.

In sheaf samples of grain, the evidence of high yielding ability of grain is not judged on its forage qualities. Sheaves entered must be at least 2-3 inches in diameter just below the heads of grain and

tied snugly in three places. Leaves need not be stripped from stem.

Forage exhibits are judged on their forage quality. This means the entire plant is considered. Proper curing, which retains the leaves and color, is essential in preparing forage exhibits. Forage sheaves 4-6 inches in diameter are to be tied at the base and middle.

**Note: It is the intent of the Fairboard that a crops exhibit shall be shown only at the Powder River County Fair and then discarded.**

**Children's exhibits: There will be a separate children's class.** Children are encouraged to enter and will be judged according to the Danish System. Thus, all children's exhibits will be awarded a white, red, or blue sticker. **Be sure to state your age on your exhibit tag.**

**Class 1 – Children's Crops (14 & younger)**

**Class 2 – Adult Crops (15 & older)**

**Division A – Threshed Grain**

**Division B – Sheaf Grain**

An exhibit must be one quart of threshed grain. One sheaf equals 2-3 inches in diameter just below the head. Tie sheaf in 3 places.

**Lot #**

1. Winter Wheat
2. Spring Wheat
3. Oats
4. Barley
5. Any other sheaf or threshed grain not listed & identify

**Division C – Forage Crops**

**Lot #**

6. Sheaf Alfalfa
7. 6" section of bale of alfalfa, placed in a box
8. Sheaf of any other forage crop not listed & identify

**Division D – Small Seed**

1 quart of seed

**Lot #**

9. Alfalfa seed
10. Grass seed
11. Any other seed not listed & identify

**Division E – Oil Crops**

One cured sheaf 4-6 inches in diameter, tied at the base & middle.

**Lot #**

12. Sunflower Sheaf
13. Safflower Sheaf
14. Any other oil crop sheaf & identify



**SECTION F: OPEN CLASS  
FLORAL**

**FRESH FLOWERS**

Cutting: Cut fresh flowers early in the morning when they have had

the benefit of the night's cooler air. Stems are tight with water, leaves are covered with dew, and most blossoms have recovered from excesses of prior day's heat. While it is possible to cut flowers in late evening, morning-cut flowers will have greater vigor.

Whenever possible, choose buds about to open and flowers just beginning to show pollen rather than older blossoms.

Plunge the cut flower stems into a bucket of TEPID water, not cold water, as cold water interferes with absorption of water.

Use a sharp knife or scissors to cut the stems, either slant wise or horizontally, but recent studies show that it makes little difference which method is used, just don't bruise the stem. Make sure the containers the flowers are placed in are clean.

Some flowers, such as roses, may be cut several days ahead of time. Roses can be plunged in hot water and kept in the refrigerator until the show, approximately 10 days before. Rose buds may be cut when just opening. Take the roses out of the refrigerator the morning before the show.

There are many water conditioners: commercial preservatives, 1 Tbsp. of corn syrup and 10 drops of liquid bleach in a quart of warm water, 1-part pop (lemon-lime) to 2 parts water, or 2 aspirin tablets in ½ pint of water. Use tepid water.

**MISCELLANEOUS HINTS**

All old blossoms, bug-eaten blossoms, broken leaves, etc.,

should be removed as carefully as possible by the exhibitor.

Uniformity is very important – length of stem, size of flowers, and maturity of flowers – all should be as near alike as possible.

Flowers need not be all the same color in an exhibit; however, uniformity is important. Colors should be as much the same colors as possible, but other things are important in judging as listed above.

Try to make sure your exhibits are not insect infested.

**PLEASE WATCH THE NUMBER OF STEMS CALLED FOR IN THE EXHIBIT LIST!**

**All entries except floral arrangements must be displayed in clear glass jars or containers. Watch for the number of stems. It is suggested to write the name of the variety on the entry tag if the entry is not common.**

All flowers must be grown by the exhibitor except for the arrangements.

Each person may only enter one entry per lot number.

Bloom = 1 flower

Stem = 1 flower on 1 stem, may have foliage unless stated

Spike = A single stem possessing many individual florets

Spray = Multi flowers and/or buds on 1 stem

Stalk = A stiff stem which may or may not branch with 1 or more flowers

**Class 1 – Adult**

**Class 2 – Professional**

**Class 3 – Youth, 14 & Under**

**Class A - FLOWERS**

**Lot #**

1. Asters, 3 stems, or 3 sprays depending on variety
2. Bachelor buttons, annual, 4 stems
3. Bachelor buttons, perennial, 4 stems
4. Balsam, 4 stems
5. Begonia, 1 bloom
6. Bells of Ireland, 3 stems
7. Calendulas, 4 stems, no foliage
8. Carnations, 3 stems
9. Celosia, 3 stems
10. Chrysanthemums, 3 sprays
11. Cockscomb, 3 stems
12. Columbine, 3 stems
13. Coreopsis, 4 stems
14. Cosmos, (white, rose, purple variety) 3 sprays
15. Cosmos, (red, yellow, orange variety) 3 sprays
16. Dahlias, grown from seed, 2 stalks
17. Dahlias, grown from bulb (small) 1 stalk
18. Dahlias, grown from bulb (large) 1 stalk
19. Daisy, African, 4 stems, no foliage
20. Daisy, annual, 4 stems
21. Daisy, perennial, 3 stems
22. Everlasting flower (any variety of dry flower freshly cut) 3 stems/sprays
23. Gaillardia, 4 stems, no foliage
24. Geranium, 2 stems or stalks
25. Gladiolus, 1 spike
26. Gladiolus, 3 spikes (mixed colors)
27. Gladiolus, 3 spikes (one color)
28. Golden glow, 3 sprays

29. Larkspur, 3 stems or stalks
30. Lily, daylily, 1 stem
31. Lily, (trumpet, tiger type variety) 1 stem
32. Lythrum, 3 stems
33. Marigold, small, 1 stem
34. Marigold, medium, 1 stem
35. Marigold, large, 1 stem
36. Nasturtium, no foliage, 3 stems
37. Nicotiana, 4 sprays
38. Pansy, 4 stems
39. Petunia, single, 3 stems (one set of leaves must be retained)
40. Petunia, double, 3 stems (one set of leaves must be retained)
41. Petunia, fringe or ruffled, 3 stems (one set of leaves must be retained)
42. Petunia, giant, 3 stems (one set of leaves must be retained)
43. Phlox, annual, 3 sprays
44. Phlox, perennial, 3 stems
45. Pinks, 3 stems
46. Rose, peace tea, 1 stem (at least 6" stem)
47. Rose, red tea, 1 stem (at least 6" stem)
48. Rose, pink tea, 1 stem (at least 6" stem)
49. Rose, white tea, 1 stem (at least 6" stem)
50. Rose, any other color tea, 1 stem (at least 6" stem)
51. Rose, bud tea, 1 stem (at least 6" stem)
52. Rose, floribunda, 1 spray
53. Rose, miniature, 1 spray
54. Rudbeckia, Gloriosa Daisy, 3 stems
55. Rudbeckia, any other, 3 stems

- 56. Salvia, 3 stems
- 57. Snapdragon, single, 4 stems
- 58. Statice, 3 stalks
- 59. Sunflower, 2 stems
- 60. Sweetpea, annual, 4 stems
- 61. Sweetpea, perennial, 4 stems
- 62. Verbena, 3 stems
- 63. Viola, 4 stems, with foliage
- 64. Zinnia, Giant (around 4 inches) 3 stems
- 65. Zinnia, Medium, 3 stems
- 66. Zinnia, Small, 3 stems
- 67. Zinnia, novelty, such as Mexican, Whiligig, 3 stems
- 68. Zinnia, Dwarf, 3 stems
- 69. Zinnia, Largest, quality, 1 stem
- 70. Flower herb, 3 stems or 3 sprays depending on variety
- 71. Any other flower not listed, 3 sprays or stems, & identify

**Class B - PLANTS**

**Lot #**

- 72. African Violet plant
- 73. Blooming plant – indoors
- 74. Blooming plant – outdoors
- 75. Cactus
- 76. Coleus
- 77. Dish Garden – living plants
- 78. Fern
- 79. Novelty plant – indoors
- 80. Novelty plant – outdoors
- 81. Vine or trailing plant
- 82. Outdoor plant/plants in planter
- 83. Plant in unique container – indoors
- 84. Plant in unique container – outdoors
- 85. Terrarium of living plants
- 86. Any other plant not listed & identify

**Class C - ARRANGEMENTS**

**Please use only dried, fresh, or silk flowers. No plastic.**

**Lot #**

- 87. All white colors: Use white container, foliage need not be white
- 88. All one hue (color) up to 4 tints or tones of one hue allowed. Foliage color allowed.
- 89. Three different colors, container should be one of the three colors
- 90. Candles in flower arrangement
- 91. Dried arrangement excluding a wall arrangement
- 92. Dried arrangement for wall hanging
- 93. Flowers in a basket, fresh
- 94. Flowers in a basket, dried
- 95. Grandmother's Old-Fashioned arrangement (old fashioned)
- 96. Herb arrangement
- 97. Holiday arrangement
- 98. Miniature, fresh, must not be over 4" including container
- 99. Miniature, dried, must not be over 4" including the container
- 100. Religious arrangement
- 101. Rose/roses in a rose bowl
- 102. Weeds/grasses and driftwood arrangement
- 103. Western theme
- 104. Wildflower arrangement
- 105. Gladiolus arrangement
- 106. Any other arrangement not listed & identify

**Open Class Floral Awards sponsored by Tim and Gaylene Fortner**

**SECTION G: OPEN CLASS FOODS**

All exhibits must be the work of the exhibitor. One item per lot number.

A judge may award a first, second, and third place sticker in each lot number if the exhibits are worthy of those stickers.

No exhibit to be judged will be accepted with name of exhibitor showing.

**All foods must be displayed on meat trays (available at the Powder River County Extension Office or at the Community Center on Fair days), covered with a plastic bag, and sealed with a twist top or a zip lock closure. The exhibit tag should be securely attached to the outside of the bag.**

Perishable foods should not be consumed following the Fair.

**Class 1 – Adult**

**Class 2 – Professional**

**Class 3 – Youth, 14 & Under**

**Class A - YEAST & BREADS**

**Lot #**

- 1. ½ Loaf, white bread, handmade
- 2. ½ Loaf, white bread, machine made
- 3. ½ Loaf, raisin bread, handmade
- 4. ½ Loaf, raisin bread, machine made

5. ½ Loaf, wheat bread, handmade
6. ½ Loaf, wheat bread, machine made
7. ½ Loaf using home ground flour
8. Rye bread, ½ Loaf
9. Breakfast bread, ½ Loaf
10. Fancy coffee cake
11. Plain white rolls (no egg), 4
12. Dinner roll, 4
13. Whole Wheat rolls, 4
14. Fancy or party yeast rolls, rich dough, 4
15. Cinnamon rolls (no frosting), 4
16. Any other loaf not listed & identify
17. Any other rolls not listed & identify

**Class B - QUICK BREADS**

Quick breads should be golden brown and have a slightly rough top surface in appearance. The flavor should be delicate, mild, and distinctive of kind. Texture of the bread should be moist, tender, and thin crusted. Fairly uniform cell structure should be throughout the bread. A standard bread pan should be used.

One half loaf or 4 rolls constitutes an entry.

**Lot #**

18. Banana bread
19. Date bread
20. Coffee cake
21. Nut bread
22. Biscuits, 4
23. Muffins, 4
24. Zucchini bread

25. Any other quick bread not listed & identify

**Class C - CAKES**

Cakes are three main types: butter, sponge, and fruit. A well-made cake is properly baked and of uniform thickness. It should be even grained, fine and delicate in the texture, and should have good flavor.

When icing is used, it should be smooth and glossy in appearance, but not too sticky.

Two-layer cakes are to be exhibited on a plate; one-layer cake shall be on a flat surface.

**Lot #**

26. Spice cake, ½ layer, 8" or 9", no icing
27. Angel food cake, no icing, ½ cake
28. Chiffon cake, no icing, ½ cake
29. White 2-layer cake, frosted, ½ cake
30. Chocolate 2-layer cake, frosted, ½ cake
31. Dark fruit cake, ½ of a loaf, no icing
32. Applesauce cake, ½ layer, 8" or 9", no icing
33. Fancy decorated birthday cake, judged only on decoration, can have a fake cake structure underneath decoration
34. Fancy decorated any other occasion cake, judged only on decoration, can have a fake cake structure underneath decoration
35. German chocolate cake

36. Any other cake not listed & identify

**Class D - COOKIES & SMALL CAKES**

All cookies should be uniform in size, approximately 2" in diameter. Drop cookies may not be perfectly symmetrical. Four cookies or four small cakes shall constitute an entry.

**Lot #**

37. Sugar cookies, rolled
38. Cutout cookies, rolled, not decorated
39. Oatmeal cookies, drop
40. Brownies, with nuts
41. Doughnuts, fried cake, unglazed
42. Doughnuts, raised, unglazed
43. Chocolate drop cookies
44. Peanut butter cookies
45. Chocolate chip cookies
46. Soft molasses cookies
47. White cupcakes, frosted
48. Decorated cookies
49. Any other bar cookies not listed & identify
50. Any other drop cookies not listed & identify
51. Any other type cookies not listed & identify

**Class E - PIES**

The crust of pies should be flaky and tender, well browned and of uniform thickness. The upper crust of two crust pies should be adequate with evenly distributed air spaces to allow for escape of steam.

Fillings should be of uniform thickness and texture throughout

the pie and a consistency to cut and hold shape. Purchased pie fillings are not acceptable; they must be made from scratch.

One 8" or 9" pie shall constitute an entry.

**Lot #**

- 52. Apple pie
- 53. Pumpkin pie
- 54. Cherry pie
- 55. Mincemeat pie
- 56. Rhubarb pie
- 57. Blueberry pie
- 58. Pecan pie
- 59. Any other pie not listed & identify

**Class F - CANDY**

Six uniform-sized pieces of candy constitute an entry.

**Lot #**

- 60. Divinity
- 61. Chocolate fudge
- 62. Chocolate fudge made with marshmallow cream
- 63. Caramels
- 64. Penuche
- 65. Peanut brittle
- 66. Mints
- 67. Any other candy not listed & identify

**Class G - DRIED FOODS**

Foods must be displayed on a small tray, covered with a plastic bag and sealed with a twist top or zip lock closure. Products must be uniform in size. More than one type may be entered in each lot.

**Lot #**

- 68. Fruit leather, identify, 4 pieces
- 69. Dried fruit, identify, ½ cup
- 70. Dried jerky, 4 pieces, identify type of meat
- 71. Hamburger jerky, 4 pieces, identify
- 72. Dried vegetables, identify, ¼ cup
- 73. Dried herb, identify, 2 Tbsp.
- 74. Any other dried good not listed & identify

**CANNED FOODS**

Exhibits must have been prepared during the season and never exhibited before.

Exhibits must be canned according to USDA standards and exhibited in regulation canning quart, pint, or half-pint jars. Jars should be filled with food to the shoulder, and to the bottom of the neck with liquid.

Jars may be opened in close competition when considered necessary by the judge. Jellies, jams, & pickles will be opened for judging.

Jars should not be colored or have rusty tops. Side labels are necessary; **MUST STATE NAME OF PRODUCT AND DATE PROCESSED.**

One regulation jar shall constitute an entry.

**Class H - JELLY**

An excellent jelly should be a transparent, palatable mass that will quiver, not flow, when turned from the mold. Jellies should be shown in standard jelly jars. Jars

should be sealed with a lid and no paraffin.

**Lot #**

- 75. Grape
- 76. Currant
- 77. Wild plum
- 78. Crabapple
- 79. Beet
- 80. Gooseberry
- 81. Chokecherry, combination or with pectin
- 82. Any other jelly not listed & identify

**Class I - JAM & BUTTER**

Jam – crushed small fruit or small pieces of fruit, cooked to a thick spreading consistency. May be jelly-like consistency but not rubbery.

Butter – Fruit butters should mound up when a small amount is dropped from a spoon – but not cut like jelly nor should there be any free liquid. Use regulation pint or half-pint jars.

**Lot #**

- 83. Chokecherry
- 84. Strawberry
- 85. Raspberry
- 86. Peach jam
- 87. Fruit-rhubarb combination
- 88. Apple butter
- 89. Plum butter
- 90. Grape
- 91. Any other jam not listed & identify
- 92. Any other butter not listed & identify

**Class J - MARMALADE & PRESERVES**

Marmalades are soft fruit jellies containing small pieces of fruit or peelings evenly suspended in transparent jelly.

Preserves are fruits preserved with sugar so that the fruit retains its shape and is shiny, tender, and plump. The syrup is clear and varies from the thickness of honey to that of soft jelly.

Exhibits must be in regulation pint, or half-pint jars.

**Lot #**

- 93. Orange marmalade
- 94. Any other marmalade not listed & identify
- 95. Cherry preserves
- 96. Peach preserves
- 97. Strawberry preserves
- 98. Any other preserves not listed & identify

**Class K - PICKLES**

Choose uniform sized cucumbers. For best flavor and texture, pickling cucumbers should be used within 24 hours after picking.

**Lot #**

- 99. Sweet, cucumber
- 100. Green tomato
- 101. Dill, quart (may be canned the previous year)
- 102. Bread and butter
- 103. Pickle relish
- 104. Beet
- 105. Sweet crabapple
- 106. Carrot
- 107. Zucchini, identify

- 108. Any other pickle not listed & identify

**Class L - CANNED FRUIT**

Canned fruit, to be scored as excellent, should be selected carefully and should have the characteristic flavor with as perfect form as possible. A solid, uniform, economical, and attractive pack is desirable, with only enough clear syrup to fill spaces. Container must be neat and clean.

**Lot #**

- 109. Apricots
- 110. Peaches
- 111. Pears
- 112. Plums
- 113. Sweet cherries
- 114. Sour cherries
- 115. Rhubarb
- 116. Applesauce
- 117. Fruit Juice, label
- 118. Any other canned fruit not listed & identify

**Class M - CANNED VEGETABLE**

Vegetables must be pressure canned and uniform in age (young, tender products should be selected), size, and shape; solid economical and attractive in pack.

**Lot #**

- 119. Peas
- 120. Beets, cut
- 121. Beans, green, cut
- 122. Beans, yellow, cut
- 123. Corn, off the cob
- 124. Tomatoes, whole
- 125. Tomato ketchup

- 126. Chili sauce
- 127. Carrots, cut
- 128. Carrots, whole
- 129. Salsa
- 130. Any other vegetable not listed & identify
- 131. Any other sauce not listed & identify

**Class N - MISCELLANEOUS**

**Lot #**

- 132. Display of Honey in a No. 1 plastic or glass jar honey container
- 133. Sugar art
- 134. Mixed media
- 135. Gingerbread art
- 136. Chokecherry Syrup
- 137. Any other syrup not listed & identify

**Open Class Food Awards sponsored by Jim and Jacy Collins**

**SECTION H: OPEN CLASS GARDEN**

**Vegetables at Fairs**

For all root crop, cut the top off, leaving approximately ¾ inches of top intact with the root. Wash roots gently but avoid injury to the skin. If storage is necessary, put them in a cool, moist place.

**Cabbage** – Trim lower leaves from heads.

**Celery, Celeric, Swiss Chard, Endive, Leaf Lettuce, Kohlrabi, Parsley, Dill, and Spinach** – Remove the roots and underground portion of stem but leave the crown. Wash if needed. Keep in a moist and cool place.

**Onions (dry)** –Approximately 8 days before the fair, pull and twist tops and remove outer layer of dirty skin. Spread them in an open shed so air will pass over them until time to take to the fair.

Remove the tops and clip off the roots; but in doing so, avoid damage to the node or basal plate. Choose well- formed bulbs, avoiding “doubles”, thick necks or other off-type specimens.

**Leeks and Green Onions** – Dig immediately prior to going to the fair. Avoid damage to node or basal plate. Remove outer layer of skin to get soil off. Wash. Choose specimens that are well blanched or white.

**Sweet Corn** – Remove part of husk leaving 2 or 3 layers for protection against drying. Cut off stem back to the outer layer of husk. Choose well pollinated and well-developed ears with good tip cover and tip full, in the “milk” stage.

**Cucumbers** – Harvest by cutting stems, leaving approximately ¼ inch of stem. Avoid injury to fruit. Wash if necessary. Choose well-shaped specimens. Those extremely pointed, dumbbells, and badly crooked are looked on as off-type.

**Eggplant** – Leave stem intact with fruit. Choose specimen with skins not dry, but firm to the feel or those which are tender and succulent. Uniformity is important, too.

**Kohlrabi** – Remove roots but leave above ground portion of stem. Remove leaves but avoid

injury to the skin. Tenderness is important.

**Muskmelon & Watermelon** – Leave about 1 inch of stem. Wash if necessary.

**Peas** – Choose those that are sweet, moist, and tender and not those that are bitter, dry, and tough or woody. Wash if necessary.

**Peppers** – (Sweet) Choose specimens that are firm or meaty. Leave approximately ¼ inch of stem. Keep in a cool, moist place. Avoid injury, wash if necessary. If premium list calls for Green Pepper, then do not include ripe or even partially ripe (reddening) specimens.

**Pumpkins** – Cut stems where they attach to the vine. Wash if necessary.

**Rhubarb** – Leave about 1” of green portion of leaf. Leave base of petiole (stem) intact. Wash.

**Summer Squash** – Leave stem. Choose tender specimen. For the long type, they may be from 5 to 8 inches long. For the round type and some crooked necks, choose those which are tender and succulent. Some types are ready for use as soon as the blossom has withered.

**Winter Squash** – Same as pumpkin.

**Tomatoes** – (Ripe) Remove stems. Avoid injury. Wash.

**Tomatoes** – (Green) Leave stems. Choose specimens that are not turning reddish.

## JUDGING FACTORS

Condition, type, and uniformity are the three things’ judges go by. Condition includes primness of the optimum stage of maturity for intended use; tenderness or toughness; size, cleanliness, freedom from damage, preparation, and freedom from defects caused by insects, disease, and any other things.

Type includes trueness in shape or variety name, and the degree of roughness or smoothness.

Uniformity includes the factors of consistency in type, color, size, and quality.

Condition and type are directly related to the actual value (nutritional, palatability, or preparability) of the vegetable. Though the factor of uniformity is demanded on the market today, it adds nothing to the actual value of the vegetable, yet we do not ignore it.

Emphasis among the factors of condition, type, and uniformity will vary among vegetable species. Primness or stage of maturity is critically important with sweet corn, asparagus (not often shown), snap beans, broccoli, cauliflower, cucumbers, eggplant, peas, spinach and summer squash.

Uniformity is especially important for baking potatoes and cucumbers.

Type is very important for potatoes, tomatoes, cucumbers, onions, and others. Therefore, point scoring will vary from one species of vegetable to the next.

(Prepared by Orville McCarver,  
Past Extension Horticulturist,  
Bozeman, MT)

Exhibits that do not contain the  
required number of vegetables will  
not be considered for awards.  
Exhibits will be judged for  
uniformity, maturity, variety  
characteristics, freedom from  
disease, and quality. Place all  
exhibits on paper plates – except  
for heavy vegetables. (Plates will  
not be furnished.)

**Class 1 – Adult**

**Class 2 – Professional**

**Class 3 – Youth, 14 & Under**

**Class A - GARDEN**

**Lot #**

1. Beans, pole, 8 pods
2. Beans, dry, 8 pods
3. Beans, yellow, fresh, 8 pods
4. Beans, green, fresh, 8 pods
5. Beans, purple, fresh, 8 pods
6. Beans, lima, fresh, 6 pods
7. Beets, 3
8. Beets, white, 3
9. Beets, gold, 3
10. Broccoli, 1 head
11. Brussel sprouts, 4
12. Cabbage, round, 1
13. Cabbage, conical, 1
14. Cabbage, flat, 1
15. Cabbage, red, 1
16. Leaf lettuce
17. Cantaloupe or muskmelon, 1
18. Carrots, half long, 3
19. Carrots, long, 3
20. Carrots, Red, 3
21. Carrots, White, 3
22. Carrots, Purple, 3
23. Carrots, Yellow, 3

24. Cauliflower, 1
25. Celery, 1
26. Cucumbers, burpless, 4
27. Cucumber, slicing, 4
28. Cucumbers, pickling, 4
29. Eggplant, 1
30. Garlic, 3 bulbs loose
31. Garlic, 5-10, braided
32. Garlic, elephant, 1 bulb
33. Garlic, largest w/stalk and  
seed head
34. Kohlrabi, 3
35. Leeks, 1
36. Okra, 3
37. Onions, red or yellow, 3
38. Onions, white, 3
39. Onions, pickling, 4
40. Onions, green bunching, 6
41. Parsnips, 3
42. Peas, 6 pods
43. Peas, edible pod, 6 pods
44. Peppers, red, sweet, 3
45. Peppers, green, hot 3
46. Peppers, red, hot, 3
47. Peppers, bell, 3
48. Any other pepper not listed  
& identify, 3
49. Pumpkin, 1
50. Pumpkin, small sugar, 2
51. Largest pumpkin, 1, judged  
by weight
52. Rhubarb, 3 stalks
53. Squash, table queen, 1
54. Squash, buttercup, 1
55. Squash, hubbard, 1
56. Squash, marble, 1
57. Squash, any other winter, 1,  
& identify
58. Squash, zucchini, 2, 8" or  
under
59. Squash, zucchini, 1, largest,  
judged by weight
60. Squash, yellow, straight or  
crookneck, 2
61. Squash, zucchini, yellow

62. Squash, white or scallop, 2
63. Squash, spaghetti, 2
64. Squash, any other summer,  
2, & identify
65. Squash, largest, 1 judged by  
weight
66. Sunflower, 1 head
67. Swiss chard plant, 1
68. Sweet corn, 3
69. Turnips, table, 3
70. Tomatoes, Cherry, 3
71. Tomatoes, red, 3
72. Tomatoes, green, 3
73. Tomatoes, heirloom, 3
74. Tomatoes, small ripe, 3
75. Tomatoes, yellow pear, 3
76. Watermelon, 1
77. Watermelon, largest, judged  
by weight
78. Potatoes, round red, 3
79. Potatoes, early round white,  
3
80. Potatoes, russet, 3
81. Potatoes, any other not  
listed, 3, & identify
82. Strangest naturally grown  
vegetable
83. Collection of garden  
products in basket, box, or  
appropriate display, five  
items at least, judged on  
quality and arrangement.
84. Vegetable, decorated,  
dressed or carved, etc.
85. Any other vegetable not  
listed: If similar to carrot,  
beet, or corn, bring 4. If pea  
or bean type vegetable, 8  
specimens. Identify.
86. Ornamental vegetable.



**Class B - FRUITS**

**Lot #**

- 87. Plate of yellow apples, any variety, 5, leave stems on
- 88. Plate of green apples, any variety, 3
- 89. Plate of any other apples, 5
- 90. Plate of crabapples, 5
- 91. Plate of hybrid plums, 5
- 92. Plate of wild plums, 5
- 93. Plate of grapes, green, 5 bundles
- 94. Plate of grapes, red, 5 bundles
- 95. Pint of compass cherries
- 96. Pint of sand cherries
- 97. Strawberries, 10
- 98. Gooseberries, 10
- 99. ½ pint of currants
- 100. Black raspberries, 10
- 101. Red raspberries, 10
- 102. Chokecherries, 10
- 103. Any other fruit not listed: If similar type fruit to large apples, bring 5; if similar to small fruit, 10.

**Class C - HERBS**

**Lot #**

- 104. Dill, 3 stalks
- 105. Parsley, 5 stems tied in a bunch
- 106. Marjoram, 3 stems
- 107. Chives, 5 stems
- 108. Basil, 3 stems
- 109. Fennel, 3 stems
- 110. Mint, 3 stems
- 111. Garlic, 3 heads
- 112. Oregano, 3 stems
- 113. Sage, 3 stems
- 114. Rosemary, 3 stems
- 115. Thyme, 3 stems

116. Any other herb not listed & identify

**Open Class Garden Awards sponsored by John and Di Barbero**

**SECTION I: OPEN CLASS LIVESTOCK**

**Class 1 – Market Beef**

These animals will not be sold.

**Lot #**

- 1. Market beef, all breeds

**Class 2 – Beef Breeding**

All animals shall be exhibited by the owner. Grades and/or purebreds will be shown together within each breed.

**Class 2A – Hereford**

**Class 2B – Black Angus**

**Class 2C – Crossbred**

**Class 2D – Any other**

**Lot #**

- 1. Female, 1 to 12 months
- 2. Bull, 1 to 12 months
- 3. Female, over 12 to 24 months
- 4. Bull, over 12 to 24 months
- 5. Female, over 24 to 36 months
- 6. Female, over 36 months or older
- 7. Female, over 12 to 24 months, and calf
- 8. Female, over 36 months, and calf
- 9. Female over 36 months and older, and calf

**Class 3 – Orphan Calf**

Non-4-H exhibitors under 9 years of age. No prior entry required.

**Lot #**

- 1. Calf will be judged on gentleness and relationship with exhibitor.

**Class 4 – Lambs**

Only lambs under 1 year of age may be shown.

Lambs will be judged on condition, conformation, and thriftiness.

**Lot #**

- 1. Single Market Lamb
- 2. Pen of 3 feeder lambs
- 3. Single feeder lamb

**Class 5 – Bum lamb**

Non-4-H exhibitors under 9 years of age. No prior entry required.

**Lot #**

- 1. Lambs are judged on gentleness and relationship with exhibitor.

**Class 6 – Sheep Breeding**

Sheep entered in breeding classes will be judged upon breeding type and characteristics, quality, and development for age. Animals in this class must show evidence of grooming and fitting.

**Class 6A – Targhee**

**Class 6B – Columbia**

**Class 6C – Hampshire**

**Class 6D – Suffolk**  
**Class 6E – Corriedale**  
**Class 6F – Polypay**  
**Class 6G – Any other**

**Lot #**

1. Ewe lamb
2. Yearling lamb
3. Ewe & lamb or lambs – 2-year-old
4. Ewe & lamb or lambs – 3-year-old
5. Ram lamb
6. Yearling ram
7. Ram – 2 years and over

**Class 7 – Fleece**

**Class 7A – Ewe Wool**

**Lot #**

1. Fine, 64-80 microns
2. Medium, 50-62 microns
3. Course, 44-48 microns
4. Very Course, 36-40 microns

**Champion Ewe Fleece Award - FFA, 4-H, and Open Class - sponsored by Tri-state Wool Marketing Association**

**Class 7B – Ram Wool**

**Lot #**

5. Fine, 64-80 microns
6. Medium, 50-62 microns
7. Course, 44-48 microns
8. Very Course, 36-40 microns

**Class 7C – Lamb Wool**

**Lot #**

9. Fine, 64-80 microns
10. Medium, 50-62 microns
11. Course, 44-48 microns

12. Very Course, 36-40 microns

**Class 8 – Dairy**

**Lot #**

1. Female, 1 to 12 months
2. Female, 12 to 24 months
3. Female, 24 months and older
4. Cow and calf

**Class 9 – Dairy Goat**

Class is open to all dairy goats regardless of breed.

**Lot #**

1. Female, 1 to 12 months
2. Female, 12 to 24 months
3. Female, 24 to 48 months
4. Dairy goat and kid(s)
5. Angora goat, female
6. Angora goat, male

**Class 10 – Swine breeding**

A litter is comprised of four pigs at least 2 months of age or both sexes, farrowed by one sow. To enter in the individual lots, separate individuals are required.

**Lot #**

1. Any gilt, 5 through 12 months of age
2. Sow and litter

**Class 11 – Poultry**

Class is open to all breeds with primary emphasis on egg production traits.

**Lot #**

1. Pen of three pullets
2. 1 rooster and 2 hens

3. Any other breed, specify

**Class 12 – Rabbit**

Exhibitors must be present when rabbits are being judged.

**Lot #**

1. One buck, 1-3 months, any breed
2. One buck, 3-6 months, any breed
3. One buck, 6 months & older, any breed
4. One doe, 1-3 months, any breed
5. One doe, 3-6 months, any breed
6. One doe 6 months & older, any breed
7. One doe, with kits

**SECTION J: OPEN CLASS PHOTOGRAPHY**

Photos should not have been exhibited at any prior Powder River County Fair.

A photo should be exhibited only once. **Exhibitor may enter only 1 photo per lot number.**

All photos should be mounted or framed. Wire or string hangers are required for larger than 5x7" pictures and not required for 5x7" & smaller.

**Children's Exhibits—There will be a separate children's class.** Children are encouraged to enter and will be judged according to the Danish system. Thus, all children's exhibits will be awarded a white, red, or blue sticker. Be sure to state your age on your exhibit tag.

For exhibit only: Pictures of unusual happenings or occurrences or those that are great conversational pieces. These will not be judged.

**An Amateur Photographer is a novice who takes photographs as a hobby. An Experienced Photographer has been pursuing photography for several years, possibly exhibiting, entering contests, taking photos for events as a gift/service, and selling the occasional photo. Any person whose occupation is photography, receiving payment for their work is a Professional Photographer.**

Superintendent's discretion may be used concerning an appropriate class. After two Grand Champion ribbons in a given class, photographers may be asked to move up a class.

Photos are 5 x 7 inches or less. Enlargements are greater than 5 x 7 inches.

**Class 1 – Children, 12 & Under**

**Class 2 – Young Adult  
(13-18 years old)**

**Class 3 – Amateur**

**Class 4 – Experienced**

**Class 5 – Professional**

**Class A – Colored Photos**

**Class B – Black & White Photos**


**Class C – Colored Enlargements**

**Class D – Black & White  
Enlargements**

**Lot #**

1. Action
2. Agricultural
3. Animal/Animals

4. Animal character study
5. Architecture (showing line & shapes)
6. Astro photo (moon, stars, comet)
7. Autumn Scene
8. Aviation
9. Baby or babies (3 or under)
10. Bird(s)
11. Beach Scene (or subject matter)
12. Boats or ships (pertaining to either, but include one or the other, boat, canoe, raft, or ship)
13. Character study – adult (capture character not formal portrait)
14. Character study – children (capture character not formal portrait)
15. Children (Four and older)
16. Christmas card scene
17. Cityscape
18. Clouds
19. Creative use of light
20. Digital (graphic alteration or color alteration)
21. Farm/Ranch Machinery
22. Farm/Ranch Scene
23. Fire
24. Flowers (distinguishable)
25. Foliage/leaves
26. Food
27. Framing (a border around a subject such as frame of anything, viewing a scene beyond)
28. Holiday
29. Humor
30. Industrial
31. Insects
32. Landscape (distant countryside)
33. Lines
34. Macro (close-up of small subject)
35. Mono-Chromatic/Camouflage
36. Nature Study
37. Old Buildings
38. Patterns
39. Person/People
40. Pet/Pets
41. Portraits
42. Reflections
43. Relationships (a connection between people or animals and so forth)
44. River or Streams
45. Scene for a calendar
46. Silhouette (dark image outlined against a light background)
47. Sky
48. Snow Scene
49. Sports
50. Still Life (arrangements or set ups)
51. Sunrise/sunset
52. Textures
53. Tree(s)
54. Unique (unusual scene)
55. Unique II (unusual subject)
56. Waterscape (2/3 water)
57. Weather
58. Western
59. Wildlife
60. Three or more photos for a photo story
61. Any other photo not listed & identify



**Darkroom developed film**

**Lot #**

- 62. Burn and Dodge
- 63. People/Person
- 64. Animal (s)
- 65. Any other photo not listed & identify

**Open Class Photography Awards sponsored by**

**Amateur – Craig & Christine Appleman**

**Experienced – Mueller Land & Livestock**

**Professional – Craig & Christine Appleman**

**SECTION K: OPEN CLASS  
HOMEMADE GADGETS &  
INVENTIONS**

This section is for homemade ranch or home inventions and gadgets. It is designed for the self-made inventor who has made useful items out of not-so-useful items, or from scratch. Substantial improvements on an existing piece of equipment will qualify. It will include description of how the item is to be used.

Entries will be judge on originality, practicality, and construction quality.

The top two inventions or gadgets overall will be chosen from all blue sticker entries for Grand and Reserve Grand Champion.

**Class 1 – Homemade Gadgets & Inventions**

**Lot #**

- 1. Gadgets for use with livestock
- 2. Gadgets for use in crop production or handling
- 3. Gadgets for use in the shop
- 4. Gadgets for general farm or ranch use
- 5. Gadgets for home use
- 6. Gadgets for garden use
- 7. Any other gadget not listed & identify

**4-H DIVISION**



**Premium Awards:**

Blue - \$6.00

Red - \$4.00

White - \$2.00

Champion in each unit - \$4.00

Reserve Champion - \$2.00

Grand Champion - \$8.00

Reserve Grand Champion - \$4.00

**4-H Premiums are forfeited if exhibits are removed from the Fair early.**

In an effort to reduce cost, blue, red, & white stickers will be used to indicate placing for non-livestock entries. If the exhibitor would like a ribbon, they can pick one up matching their placing at the Fair Office anytime on Saturday.

**Item for Sale Rules**

Each class in the 4-H section of the fairbook has a lot called "Item for Sale." These items will be

judged the same as all other entries.

The 4-H Silent auction is designed to provide an opportunity for non-market animal exhibitors to recoup some of the costs incurred while creating their 4-H projects. This is an opportunity for parents, grandparents, friends and community to support the 4-H member's work.

Any 4-H member 9 years old and older has the option to enter an exhibit up for bid. The item(s) must be related to the 4-Her's department project(s) and constructed by the 4-Her or a byproduct of their project.

**Only one entry/exhibitor/project.**

**SECTION L: 4-H ANIMAL SCIENCES**

The livestock exhibitor must be properly enrolled in the project to participate. Livestock exhibited in a 4-H class may be shown in open class, PROVIDED there are already some open class entries in that particular lot number, and the animal received a blue ribbon in its 4-H class.

4-H market livestock to be sold MUST BE weighed before entering the sale ring.

4-H members selling market beef must present a bill of sale at weighing.

The sale is open only to 4-H and FFA livestock exhibitors from Powder River County and surrounding area.

Exhibitors who receive a white ribbon on their market livestock must first decide if they wish to sell their animal. If they decide to sell it, the buyer selects the destination, i.e., home to feed it out or sold at a live auction, etc.

Any animal not showing evidence of proper training or preparation may be removed from the fairgrounds if requested by the Fair Board.

Livestock exhibitors are not permitted to use tranquilizers for livestock within 30 days prior to the Fair.

Animals entered in the Fair must be in the family's possession at least 30 days prior to the Fair.

**4-H and FFA livestock exhibitors should be actively involved in fitting their own animals for the show ring after arrival to the fairgrounds.** Failure to obey this rule will jeopardize premium money for the individual in question.

**No stallion horses will be exhibited in the 4-H division.**

Market livestock must remain on the grounds until shipped to slaughter.

**Herdsmanship Award Sponsored by Powder River Vet. Clinic**

**Showmanship and Round Robin Showmanship Contest**

4-H members must be exhibiting in the division in which he/she participates in the showmanship contest. All animals in the class must show evidence of fitting and handling. The contestant must be

able and ready to prove to the judge his ability to groom and fit the animal. Champion and Reserve Champion showmen will be selected in each of the following divisions: beef, swine, horse, and sheep. For safety precautions, other showmanship classes are not included. Division winners will compete to be Grand Champion showmen in the Round Robin Showmanship Contest

To be selected Grand Champion Showman:

1. Contestants must have been selected Champion or Reserve Champion of their division, or third or fourth blue ribbon winner.
2. Exhibitors must be able to demonstrate their ability to show animals in all the existing divisions.
3. Exhibitors who qualify with more than one species will use the first species they qualify with.

All members must dress appropriately for their class. All classes require neat clothing.

Please see "4-H Livestock Showmanship" manual for specific rules for dress recommendations.

In Round Robin the winners will dress appropriately for the animal they won with.

**Grand Champion Senior Round Robin Award sponsored by Tim & Gaylene Fortner and Powder River-Carter County Farm Bureau**

**Reserve Grand Champion Senior Round Robin Award sponsored by West Fork Designs-Tony & Jess Mills**

**Grand Champion Junior Round Robin Award sponsored by Sand Rock Angus and Powder River-Carter County Farm Bureau**

**Reserve Grand Champion Junior Round Robin Award sponsored by West Fork Designs-Tony & Jess Mills**

**Best Beginner Round Robin Showman Award sponsored by Bub, Carlene, Drew, Marni, & Garrett Gaskill in memory of Amanda Gaskill – 1<sup>st</sup> time participants in Round Robin in Junior Division**

***Class 1 – 4-H Beef***

This class is open to any beef breed or cross.

**Class 1A – Market Steers & Feeder Calves**

Market Steers must be fed by the exhibitor since January 1 of the current year.

**Lot #**

1. Feeder steer calf, 1-12 months
2. Market steer
3. Carcass contest

**Grand Champion Feeder Steer Award sponsored by Smith Cattle Company**

**Reserve Grand Champion Feeder Steer Award sponsored by Broadus Vet. Clinic**

**Grand Champion Market Steer Award sponsored by Aye Ranch**

**Reserve Grand Champion Market Steer Award sponsored by Horizon Marketing Agency**

**Carcass Contest Award:** Cash will be awarded for the top three winners in the carcass contest. A buckle will be awarded to the 1<sup>st</sup> place winner. The top two Powder River County steers that go on to compete in the Champion of Champions contest at the Eastern Montana Fair are also eligible for this monetary award.

**Cash Award sponsored by Lester & Dawn Aye and The Body Shop Physical Therapy**

**Buckle Award sponsored by Craig & Christine Appleman Family**

**Class 1B – Beef Showmanship**

**Lot #**

1. Senior Showmanship, 14 years or older as of Oct. 1 of current 4-H year
2. Junior Showmanship, younger than 14 years of age as of Oct. 1 of current 4-H year
3. Beginner Showmanship, 1<sup>st</sup> year in 4-H and younger than 14 years of age as of Oct. 1 of current 4-H year

**Champion Senior Beef Showmanship Award sponsored by Green Family and John & Julie Riley**

**Champion Senior Beef Showmanship Cash Award sponsored by ExxonMobil**

**Reserve Champion Senior Beef Showmanship Award sponsored by Karrels Cattle Company**

**Champion Junior Beef Showmanship Award sponsored by Tracy & Becky Anderson**

**Champion Junior Beef Showmanship Cash Award sponsored by ExxonMobil**

**Reserve Champion Junior Beef Showmanship Award sponsored by Kolka Livestock**

**Best Beginner Beef Showman Award sponsored by T.J. & Heather Cunningham**

**Class 1C – Beef Activities**

Entries in Levels 1 through 4 will be interview judged on Tuesday before the Fair.

**Level 1 – Bite into Beef or Growing Beef**

**Lot #**

1. Project Activity Guide
2. Display
3. Poster
4. Any other item not listed, related to project & identify
5. Item for Sale, See page 21

**Level 2 – Here's the Beef**

**Lot #**

6. Project Activity Guide
7. Display
8. Poster
9. Any other item not listed, related to project & identify
10. Item for Sale, See page 21

**Level 3 – Leading the Charge**

**Lot #**

11. Project Activity Guide
12. Display
13. Poster
14. Any other item not listed, related to project & identify
15. Item for Sale, See page 21

**Independent Study**

**Lot #**

- 16-25. Up to ten unlike items related to project
26. Item for Sale, See page 21

**Grand Champion Beef Activities Award sponsored by AgWest Farm Credit**

**Reserve Grand Champion Beef Activities Award sponsored by Steve Stoddard**

***Class 2 – 4-H Beef Breeding***

All animals shall be exhibited by the owner with exception of cow/calf pairs, then a 4-H or FFA member may assist the owner.

**Class 2A – Hereford**  
**Class 2B – Black Angus**  
**Class 2C – Crossbred**  
**Class 2D – Any other breed**

**Lot #**

1. Female, 1-12 months
2. Bull, 1-12 months
3. Female, over 12-24 months
4. Female, over 12-24 months and calf
5. Female, over 24-36 months and calf
6. Female, over 36 months and older and calf

**Champion Black Angus Heifer (Class 2B, Lot 3) Award sponsored by Gnerer Angus**

**Grand Champion Breeding Beef Award sponsored by Kurt & Julie Collins**

**Reserve Grand Champion Breeding Beef Award sponsored by Kermit & Valerie Rumph**

***Class 3 – 4-H Dairy***

Entries in Levels 1 through 4 will be interview judged on Tuesday of the Fair.

**Level 1 – Cowabunga**

**Lot #**

1. Project Activity Guide
2. Display
3. Poster
4. Any other item not listed, related to project & identify
5. Item for Sale, See page 21

**Level 2 – Mooving Ahead**

**Lot #**

6. Project Activity Guide
7. Display
8. Poster
9. Any other item not listed, related to project & identify
10. Item for Sale, See page 21

**Level 3 – Rising to the Top**

**Lot #**

11. Project Activity Guide
12. Display
13. Poster
14. Any other item not listed, related to project & identify
15. Item for Sale, See page 21

**Independent Study**

**Lot #**

- 16-25. Up to ten unlike items related to project
26. Item for Sale, See page 21

**General Dairy**

**Class 3A – Holstein**  
**Class 3B – Jersey**  
**Class 3C – Guernsey**  
**Class 3D – Crossbreds**

**Lot #**

1. Senior Showmanship, 14 years or older as of Oct. 1 of current 4-H year
2. Junior Showmanship, younger than 14 years of age as of Oct. 1 of current 4-H year
3. Beginner Showmanship, 1<sup>st</sup> year in 4-H and younger than 14 years of age as of Oct. 1 of current 4-H year

4. Female, 1-12 months
5. Female, 12-24 months
6. Female, 24 months and older
7. Dairy cow and calf

**Grand Champion Dairy Animal Award sponsored by Olson Farm & Ranch**

**Reserve Grand Champion Dairy Animal Award sponsored by Powder River County Fair**

**Champion Junior Dairy Showman Award sponsored by Olson Farm & Ranch**

**Reserve Champion Junior Dairy Showman Award sponsored by Broadus FFA Alumni**

**Champion Senior Dairy Showman Award sponsored by Olson Farm & Ranch**

**Reserve Champion Senior Dairy Showman Award sponsored by Powder River County Fair**

**Grand Champion Dairy Activities Award sponsored by Irish Backhoe & Trenching**

**Reserve Grand Champion Dairy Activities Award sponsored by Powder River County Fair**

***Class 4 – 4-H Goat***

Entries in Levels 1 through 4 will be interview judged on Tuesday of the Fair.

**Class 4A – Dairy Goat Activities**

**Level 1 – Getting Your Goat**

**Lot #**

1. Project Activity Guide
2. Display
3. Poster
4. Any other item not listed, related to project & identify
5. Item for Sale, See page 21

**Level 2 – Stepping Out**

**Lot #**

6. Project Activity Guide
7. Display
8. Poster
9. Any other item not listed, related to project & identify
10. Item for Sale, See page 21

**Level 3 – Showing the Way**

**Lot #**

11. Project Activity Guide
12. Display
13. Poster
14. Any other item not listed, related to project & identify
15. Item for Sale, See page 21

**Independent Study**

**Lot #**

- 16-25. Up to ten unlike items related to project
8. Item for Sale, See page 21

**Class 4B – Meat Goat Activities**

**Level 1 – Just Browsing**

**Lot #**

27. Project Activity Guide

28. Display
29. Poster
30. Any other item not listed, related to project, identify
31. Item for Sale, See page 21

**Level 2 – Growing with Meat Goats**

**Lot #**

32. Project Activity Guide
33. Display
34. Poster
35. Any other item not listed, related to project, identify
36. Item for Sale, See page 21

**Level 3 – Meating the Future**

**Lot #**

37. Project Activity Guide
38. Display
39. Poster
40. Any other item not listed, related to project, identify
41. Item for Sale, See page 21

**Independent Study**

**Lot #**

- 42-51. Up to ten unlike items related to project
52. Item for Sale, See page 21

**Grand Champion Goat Activities Award sponsored by Mike & Margie Riley**

**Reserve Grand Champion Goat Activities Award sponsored by the Powder River County Fair**

**Class 4C – Dairy Goat**

**Lot #**

1. Female, 1-12 months
2. Female, 1-2 years
3. Female, 2-4 years
4. Female with kid(s)
5. Male, 1-12 months
6. Whether, 1-12 months

**Class 4D – Meat Goat**

**Lot #**

1. Female, 1-12 months
2. Female, 1-2 years
3. Female, 2-4 years
4. Female with kid(s)
5. Male, 1-12 Months
6. Whether, 1-12 months

**Class 4E – Market Goat**

**Lot #**

1. Market Goat, over 50 lbs. live weight, less than one year of age (sold at Livestock Sale)

**Class 4F – Goat Showmanship**

**Lot #**

1. Senior Showmanship, 14 years or older as of Oct. 1 of current 4-H year
2. Junior Showmanship, younger than 14 years of age as of Oct. 1 of current 4-H year
3. Beginner Showmanship, 1<sup>st</sup> year in 4-H and younger than 14 years of age as of Oct. 1 of current 4-H year

**Champion Goat Showman Award sponsored by The Daisy Patch – Chad & Michelle Wilson**

**Reserve Champion Goat Showman Award sponsored by Olson Farm & Ranch**

**Beginner Goat Showman Award sponsored by Powder River County Fair**

**Grand Champion Goat Award sponsored by Myers Farm**

**Reserve Grand Champion Goat Award sponsored Ride for Christ Ministries**

***Class 5-22 - 4-H Horse***

It is recommended exhibitors wear riding helmets.

**NO STALLIONS MAY BE EXHIBITED IN THE 4-H DIVISION.**

Please look over the Powder River County 4-H Horse Projects, Show Patterns and Rules.

**Grand Champion Horse Exhibitor Award sponsored by David & Katy McMichael**

**Reserve Grand Champion Horse Exhibitor Award sponsored by T.J. & Heather Cunningham**

**CLASS 5 – Horse Showmanship**

**Only a project horse can be shown in Showmanship.**

The judge will consider the ability of the members to properly fit and show a project horse. The

Champion and Reserve Champion winner in each division will advance into the Round Robin Showmanship Contest.

**Lot #**

1. Senior Showmanship, 14 years or older as of Oct. 1 of current 4-H year
2. Junior Showmanship, younger than 14 years of age as of Oct. 1 of current 4-H year
3. Beginner Showmanship, 1<sup>st</sup> year in 4-H and younger than 14 years of age as of Oct. 1 of current 4-H year

**Champion Senior Showmanship Award sponsored by Rob & Audrey Jones**

**Champion Senior Horse Showmanship Cash Award sponsored by ExxonMobil**

**Reserve Champion Senior Showmanship Award sponsored by Jacam Catalyst**

**Champion Junior Showmanship Award sponsored by The Shannons and Owen & Mary Rumph**

**Champion Junior Horse Showmanship Cash Award sponsored by ExxonMobil**

**Reserve Champion Junior Showmanship Award sponsored by Jacam Catalyst**

**Best Beginner Horse Showman Award sponsored by the Mobley Family**

**CLASS 6 – Colt to Maturity, Conformation**

This class is open to yearlings through 5-year-olds. All horses will be judged against each other, solely on conformation. Class is limited to Colt to Maturity project horses only.

**Lot #**

1. Yearling at halter through five-year-old under halter

**Grand Champion Conformation Horse Award sponsored by Davis Quarter Horses**

**CLASS 7 – Colt to Maturity**

This project is for those who own or have a colt or filly to care for and train. This is a five-year progressive project beginning with a yearling. The project is designed to help you select a foal and train it to maturity. **You must be 11 years old or older during the current 4-H year; have completed Horsemanship Levels 1-3; and be able to demonstrate your ability to handle the project to a horse leader or to the judge at the fair.**

**Lot #**

1. Yearling at halter
2. Two-year-old under saddle
3. Three-year-old under saddle
4. Four-year-old under saddle
5. Five-year-old under saddle

**Champion 2-year-old under saddle award in memory of Chris Elwood by Diana Elwood**

**Grand Champion Colt Under Saddle Award sponsored by Marian Hanson in memory of Darrel Hanson**

**CLASS 8 – Western Horsemanship Performance**

This class is open to members enrolled in the Horsemanship project. Only horses identified as project animals may be exhibited. **Horses must be five years old or older.** Horses must be ridden with a curb bit and be shown in a Western Saddle. In all classes the judge has the option of requesting one or all contestants perform individually. **NO tie-downs, martingales, mechanical hackamores of any type, roping reins, or spurs forward of the cinch.**

**Lot #**

1. Level 1
2. Level 2
3. Level 3
4. Level 4
5. Level 5
6. Level 6
7. Level 7

**Grand Champion Western Horsemanship Performance Award sponsored by David & Katy McMichael**

**CLASS 9 – Green Horse**

Exhibitors in this class must be enrolled in the Green Horse project and must be showing their Green Horse project animal. This project is for members who have

horses that are not fully trained, but do not fit into the Colt to Maturity project because of age or ability. To participate in this project, you must be 11 years old or older and have completed Horsemanship Levels 1-3. Judge will consider performance of horses on the rail at all gaits and individual work as requested.

**Lot #**

1. Level 1
2. Level 2
3. Level 3
4. Level 4

**Grand Champion Green Horse Award sponsored by AgWest Farm Credit**

**CLASS 10 – Working Ranch Horse**

Exhibitors in this class must be enrolled in the Working Ranch Horse project and must be showing their Working Ranch Horse project animal.

**Lot #**

1. Level 1
2. Level 2
3. Level 3
4. Level 4

**Grand Champion Working Ranch Horse Award sponsored in memory of Tedi Jo Williams**

**CLASS 11 – Driving**

Exhibitors in this class must be enrolled in the Driving Horse project and must be showing their Driving Horse project animal

Ground, team, and cart driving are options. Judge will consider individual performance of exhibitor and horse on the rail and through a simple course. Individuals may also be asked to drive on the rail together.

**Lot #**

1. Level 1
2. Level 2
3. Level 3
4. Level 4

**Grand Champion Driving Award sponsored by AgWest Farm Credit**

**CLASS 12 – English Horsemanship Performance (available by request)**

**CLASS 13 – Reining**

Open to any project horse. This class will not include rail work.

**Lot #**

1. Reining

**Grand Champion Reining Horse Award sponsored by Circle Bar Ranch – Stevens & Herman Families**

**CLASS 14 – Bareback Equitation**

Open to any project horse. Judge will consider the equitation (horsemanship) of the rider on the rail. Will include a walk, jog, and lope in both directions. **NO SPURS OR CHAPS.**

**Lot #**

1. Bareback Equitation

**Grand Champion Bareback  
Equitation Award sponsored by  
Circle Bar Ranch – Stevens &  
Herman Families**

**CLASS 15 – Trail**

Open to any project horse. Judge will consider the performance of horses over a pre-set course of obstacles. Members exhibiting yearlings may use free hand to cue horse properly for lateral movements.

**Lot #**

1. Trail
2. Yearling on lead line

**Grand Champion Trail Horse  
Award sponsored by Julie  
Stoddard**

**CLASS 16 – Western Pleasure**

Open to any project horse.  
Chaps & Spurs are allowed.

**Lot #**

1. Western Pleasure

**Grand Champion Western  
Pleasure Award sponsored by  
McGill Land & Livestock; Lewis &  
Tawny McGill**

**CLASS 17 – English Pleasure  
(available by request)**

**Class 18 – Small Equine**

Enter the project manual and unlike items under the Self Determined Project

**Lot #**

1. Miniature – In Hand Trail

**Grand Champion Small Equine  
Award sponsored in memory of  
Chris Elwood by Diana Elwood**

All non-mounted entries must be the work of the exhibitor and will be interview judged on Tuesday of the Fair.

**CLASS 19 – Horseless  
Horsemanship**

**Level 1 – Giddy Up and Go**

**Lot #**

- 1-10. Up to ten unlike items related to project.
11. Item for Sale, See page 21

**Level 2 – Head, Heart, & Hooves**

**Lot #**

- 12-21. Up to ten unlike items related to project.
22. Item for Sale, See page 21

**Level 3 – Stable Relationships**

**Lot #**

- 23-32. Up to ten unlike items related to project.
33. Item for Sale, See page 21

**Level 4 – Riding the Range**

**Lot #**

- 33-43. Up to ten unlike items related to project.
44. Item for Sale, See page 21

**Level 5 – Jumping to New Heights**

**Lot #**

- 45 – 54. Up to ten unlike items related to project.
55. Item for Sale, See page 21

**CLASS 20 – Horsemanship Level  
1-7**

**Levels 1-3**

**Lot #**

1. Project Activity Guide
2. Notebook/scrapbook or other display
3. Poster
4. Any article you have made for your horse project
5. Item for Sale, See page 21

**Levels 4-7**

**Lot #**

6. Project Activity Guide
7. Notebook/scrapbook or other display
8. Poster
9. Any article you have made for your horse project
10. Item for Sale, See page 21

**CLASS 21 – Horse Judging**

**Lot #**

1. Project Activity Guide
2. Notebook/scrapbook or other display
3. Poster
4. Any article you have made for your horse project
5. Item for Sale, See page 21

**CLASS 22 – Independent Study**

**Lot #**

1. Project Activity Guide
2. Notebook/scrapbook or other display
3. Poster
4. Any article you have made for your horse project
5. Item for Sale, See page 21

**Grand Champion Horse Activities Award sponsored by the Mobley Family**

**Reserve Grand Champion Horse Activities Award sponsored by the Powder River County Fair**

***Class 23 – 4-H Sheep***

**Class 23A – Market & Feeder Lambs**

All market and feeder lambs must be under 1 year of age.

A single animal cannot be selected from a pen of three. It must be carried as a separate project.

Market lambs must be shorn before the Fair. There is a recommended minimum weight of 95 lbs. for market lambs.

Feeder lambs will be judged on condition, conformation, thriftiness, and feeding characteristics. Feeder lambs should weigh under 94 lbs. or less.

Members must indicate when they pre-enter prior to the Fair whether the lamb is in the market or feeder class. Market lambs that are not finished will not be moved

into the feeder class but will instead be white sticker lambs.

**Lot #**

1. Single market lamb
2. Carcass Contest
3. Single feeder lamb
4. Pen of 3 feeder lambs

**Grand Champion Feeder Lamb Award sponsored by Powder River County Conservation District**

**Reserve Grand Champion Feeder Lamb Award sponsored by Powder River County Fair**

**Grand Champion Market Lamb Award sponsored by Kyle & Shelley West**

**Reserve Grand Champion Market Lamb Award sponsored by Capra Ranch, LLC**

**Carcass Contest Award:** Cash will be awarded for the top three winners in the carcass contest. A buckle will be awarded to the 1<sup>st</sup> place winner.

**Cash Award sponsored by Askin Construction and Jim & Emily Madsen**

**Buckle Award sponsored by Dale Edwards, Inc., Diana Edwards & Steve Edwards**

**Class 23B – Sheep Showmanship**

**Lot #**

1. Senior Showmanship, 14 years or older as of Oct. 1 of current 4-H year
2. Junior Showmanship, younger than 14 years of age as of Oct. 1 of current 4-H year
3. Beginner Showmanship, 1<sup>st</sup> year in 4-H and younger than 14 years of age as of Oct. 1 of current 4-H year

**Champion Senior Sheep Showmanship Award sponsored by Powder River Conservation District**

**Champion Senior Sheep Showmanship Cash Award sponsored by ExxonMobil**

**Reserve Champion Senior Sheep Showmanship Award by Jim & Kathy Bowers & Family**

**Champion Junior Sheep Showmanship Award sponsored In Memory of Charles & Vera Carter by Dan & Lisa Lynch**

**Champion Junior Sheep Showmanship Cash Award sponsored by ExxonMobil**

**Reserve Champion Junior Sheep Showmanship Award sponsored by the Capra Ranch, LLC**

**Champion Beginner Sheep Showmanship Award sponsored by The Riter Ranch**

**Class 23C – Sheep Activities**

Entries in Levels 1-4 will be interview judged on Tuesday of the Fair.

**Level 1 – Rams, Lambs, & You**

**Lot #**

1. Project Activity Guide
2. Display
3. Poster
4. Any other item not listed, related to project & identify
5. Item for Sale, See page 21

**Level 2 – Shear Delight**

**Lot #**

6. Project Activity Guide
7. Display
8. Poster
9. Any other item not listed, related to project & identify
10. Item for Sale, See page 21

**Level 3 – Leading the Flock**

**Lot #**

11. Project Activity Guide
12. Display
13. Poster
14. Any other item not listed, related to project & identify
15. Item for Sale, See page 21

**Independent Study**

**Lot #**

- 16-25. Up to ten unlike items related to project
26. Item for Sale, See page 21

**Grand Champion Sheep Activities Award sponsored by The Dinstel Family**

**Reserve Grand Champion Sheep Activities Award sponsored by Broadus Vet. Clinic**

***Class 24 – 4-H Sheep Breeding***

In the ewe and lamb class, the lambs must be born in current calendar year.

- Class 24A – Targhee**
- Class 24B – Columbia**
- Class 24C – Hampshire**
- Class 24D – Suffolk**
- Class 24E – Corriedale**
- Class 24F – Polypay**
- Class 24G – Crossbred**
- Class 24H – Any other breed, identify**

**Lot #**

1. Ewe lamb
2. Yearling ewe
3. Yearling ewe and lamb(s)
4. 2-year-old ewe and lamb(s)
5. 3-year-old ewe or older and lamb(s)
6. Ram lamb
7. Yearling ram
8. Ram, 2 years and older

**Grand Champion Breeding Sheep Award sponsored by Biddle Busy Beavers 4-H Club**

**Reserve Grand Champion Breeding Sheep Award sponsored by Andrew & Jeridee Cathey**

***Class 25 – 4-H Fleece***

The purpose of this exhibit is to encourage the production of better wool, to better understand wool grades and how they are determined.

Fleeces must have been shorn this year and represent not more than 12 months of wool growth except in the case of yearling fleeces, in which 16 months of growth will be allowed.

Factors affecting exhibit are: Twine used in tying fleece; excessive dung locks or tags; discolored by excessive moisture; weakness of staple and excess burrs or other vegetable matter.

Fleeces should be tied and wrapped in blanket/sheet, flesh side out, in a manner to allow them to be handled without falling apart. List the age and breed of the animal that the fleece was shorn from on the exhibit tag.

**Class 25A – Ewe Wool**

**Lot #**

1. Fine, 64-80 microns
2. Medium, 50-62 microns
3. Course, 44-48 microns
4. Very Course, 36-40 microns

**Champion Ewe Fleece Award – FFA, 4-H, and Open Class - sponsored by Tri-state Wool Marketing Association**

**Class 25B – Ram Wool**

**Lot #**

5. Fine, 64-80 microns
6. Medium, 50-62 microns

- 7. Course, 44-48 microns
- 8. Very Course, 36-40 microns

**Class 25C – Lamb Wool**

**Lot #**

- 9. Fine, 64-80 microns
- 10. Medium, 50-62 microns
- 11. Course, 44-48 microns
- 12. Very Course, 36-40 microns

**Class 25D - Alpaca Fiber**

**Lot #**

- 1. Fiber, any type

**Grand Champion Fleece Award  
sponsored by Running Wild & The  
Gift Ranch**

**Class 26 – 4-H Alpaca**

**Alpaca Halter**

**Lot #**

- 2. Intact males, all ages, all wool length
- 3. Non-breeding, all ages, all wool length
- 4. Female, all ages, all wool length

**Grand Champion Alpaca Award  
sponsored by MEW**

**Reserve Grand Champion Alpaca  
Award Sponsored by Broadus FFA  
Alumni**

**Class 27 – 4-H Swine**

**Class 27A – Market & Feeder Hogs**

This class is open to all breeds.  
Animals will be weighed on

Thursday. The recommended minimum weight for the market class is 210 lbs. Feeder hogs should weigh more than 50 lbs. and wiener pigs are under 50 lbs.

**Lot #**

- 1. Single market hog
- 2. Carcass Contest
- 3. Single feeder hog
- 4. Single wiener pig

**Grand Champion Market Hog  
Award sponsored by Craig and  
Jackee Randall**

**Reserve Grand Champion Market  
Hog Award sponsored by  
Trucano Ranch**

**Carcass Contest Award:** Cash will be awarded for the top three winners in the carcass contest. A buckle will be awarded to the 1<sup>st</sup> place winner.

**Cash Award sponsored by:  
AgWest Farm Credit & Ross &  
Kylie Randall**

**Buckle Award sponsored by Olson  
Farm & Ranch**

**Class 27B – Swine Showmanship**

**Lot #**

- 1. Senior Showmanship, 14 years or older as of Oct. 1 of current 4-H year
- 2. Junior Showmanship, younger than 14 years of age as of Oct. 1 of current 4-H year
- 3. Beginner Showmanship, 1<sup>st</sup> year in 4-H and younger than

14 years of age as of Oct. 1 of current 4-H year

**Champion Senior Swine  
Showmanship Award sponsored  
by Pat Phillips in memory of Carl  
and Andrew & Jeridee Cathey**

**Champion Senior Swine  
Showmanship Cash Award  
sponsored by ExxonMobil**

**Reserve Champion Senior Swine  
Showmanship Award sponsored  
by Mobley Family in memory of  
Paul**

**Champion Junior Swine  
Showmanship Award sponsored  
by Kyle & Teri Lindberg**

**Champion Junior Swine  
Showmanship Cash Award  
sponsored by ExxonMobil**

**Reserve Champion Junior Swine  
Showmanship Award sponsored  
In Memory of Slug Mills; Poppy  
Darlynn & Charlee**

**Best Beginner Swine Showman  
Award sponsored by Bub &  
Carlene Gaskill**

**Class 27C – Swine Activities**

Entries in Levels 1-4 will be interview judged on Tuesday of the Fair.

**Level 1 – The Incredible Pig**

**Lot #**

- 1. Project Activity Guide
- 2. Display

- 3. Poster
- 4. Any other item not listed, related to project, & identify
- 5. Item for Sale, See page 21

**Level 2 – Putting the Oink in Pig**

**Lot #**

- 6. Project Activity Guide
- 7. Display
- 8. Poster
- 9. Any other item not listed, related to project, & identify
- 10. Item for Sale, See page 21

**Level 3 – Going Whole Hog**

**Lot #**

- 11. Project Activity Guide
- 12. Display
- 13. Poster
- 14. Any other item not listed, related to project, & identify
- 15. Item for Sale, See page 21

**Independent Study**

**Lot #**

- 16-25. Up to ten unlike items related to project, identify
- 26. Item for Sale, See page 21

**Grand Champion Swine Activities Award sponsored by Ward Gatlin Construction**

**Reserve Grand Champion Swine Activities Award sponsored by Broadus Vet. Clinic**

***Class 28 – 4-H Swine Breeding***

A litter of four pigs at least 2 weeks of age of either or both sexes, farrowed by one sow. To

enter in the individual lots, separate animals are required.

**Lot #**

- 1. Any gilt, 5-12 months of age
- 2. Sow & litter
- 3. Litter

**Grand Champion Swine Breeding Award sponsored by Powder River County Fair**

***Class 29 – 4-H Livestock Judging***

**Livestock Judging**

**Lot #**

- 1. Display/notebook of contest participation
- 2. Display/notebook of events and learning activities
- 3. Oral reasons presented at interview
- 4. Any other item related to project
- 5. Item for Sale, See page 21

**Grand Champion Livestock Judging sponsored by AgWest Farm Credit**

**Reserve Grand Champion Livestock Judging sponsored by Powder River County Fair**

***Class 30 – 4-H Vet. Science***

**Level 1 – From Airedales to Zebras**

**Lot #**

- 1. Project Activity Guide
- 2. Notebook
- 3. Display
- 4. Poster

- 5. Any item made related to project, identify
- 6. Any other item not listed & identify
- 7. Item for Sale, See page 21

**Level 2 – All Systems Go!**

**Lot #**

- 8. Project Activity Guide
- 9. Drawing of three external parasites of cattle
- 10. Label a free hand drawing of cell and four bacterial shapes
- 11. On one drawing, complete and explain the life cycle of heel fly and round worm
- 12. Collect, mount, and identify three poisonous plants
- 13. Any other item not listed & identify
- 14. Item for Sale, See page 21

**Level 3 – On the Cutting Edge**

**Lot #**

- 15. Project Notebook
- 16. Display or poster related to project
- 17. Item for Sale, See page 21

**Independent Study**

**Lot #**

- 18. Project Notebook
- 19. Display or poster related to project
- 20. Any other item not listed & identify
- 21. Item for Sale, See page 21

**Grand Champion Vet. Science award sponsored by Broadus Vet. Clinic; Clint and Lynne Pederson**

**Reserve Grand Champion Vet.  
Science Award sponsored by  
Powder River County Fair**

**SECTION M: 4-H SMALL ANIMAL  
PROJECTS**

**Class 1 – 4-H Cats**

All cats should be brought in a carrier or on a leash. All cats must be removed from the grounds after judging. Shots for distempers and rabies are required before the Fair. Proof is required. No sick cat shall be brought to the judging. Cats must be at least 2 months old to show.

**Level 1 – Purr-fect Pals**

**Lot #**

1. Project Activity Guide
2. Display
3. Poster
4. Any item made for pet or its care
5. Any other item not listed, related to project & identify
6. Item for Sale, See page 21

**Level 2 – Climbing Up**

**Lot #**

7. Project Activity Guide
8. Display
9. Poster
10. Any item made for pet or its care
11. Any other item not listed, related to project & identify
12. Item for Sale, See page 21

**Level 3 – Leaping Forward**

**Lot #**

13. Project Activity Guide
14. Display
15. Poster
16. Any item made for pet or its care
17. Any other item not listed, related to project & identify
18. Item for Sale, See page 21

**Independent Study**

**Lot #**

- 19-28. Up to ten unlike items related to project
29. Item for Sale, See page 21

**Cat Showmanship**

**Lot #**

30. Senior Cat Showmanship
31. Junior Cat Showmanship
32. Cat under 1 year of age
33. Cat 1 year or older

**Grand Champion Cat Award  
sponsored by MEW-Cat Lover**

**Reserve Grand Champion Cat  
Award sponsored by  
Beau, Stacey, & Wyatt Rabe**

**Champion Cat Showmanship  
Award sponsored in Memory of  
Amanda Gaskill by Ward Gatlin  
Construction**

**Class 2 – 4-H Dog**

**General Rules**

All dogs must be on a leash. They must not be taken near the stock barns.

All dogs must be removed from the fairgrounds following judging.

All dogs must have current Rabies, Distemper, Hepatitis, Leptospirosis, and Parvo-Virus Vaccinations.

Bitches in season may be shown, but must be kept away from the exhibiting area. The judge must be notified to make separate judging arrangements.

All dogs must have been trained by the member for the class/classes he/she is showing in.

This class is open to all dogs-mixed and pure breeds. It is recommended that the dog be a minimum age of 6 months.

**Level 1 – Wiggles & Wags**

**Lot #**

1. Project Activity Guide
2. Display
3. Poster
4. Any item made for pet or its care
5. Any other item not listed, related to project & identify
6. Item for Sale, See page 21

**Level 2 – Canine Connection**

**Lot #**

7. Project Activity Guide
8. Display
9. Poster
10. Any item made for pet or its care
11. Any other item not listed, related to project & identify
12. Item for Sale, See page 21

**Level 3 – Leading the Pack**

**Lot #**

- 13. Project Activity Guide
- 14. Display
- 15. Poster
- 16. Any item made for pet or its care
- 17. Any other item not listed, related to project & identify
- 18. Item for Sale, See page 21

**Independent Study**

**Lot #**

- 19-28. Up to ten unlike items related to project
- 29. Item for Sale, See page 21

**Dog Showmanship**

Dogs must be shown with proper lead for the class entered and be groomed and cleaned.

4-H members should wear appropriate attire.

The conformation of the dog is not to be considered, but only the ability of the 4-H member to present the dog to the judge.

Dogs used in Showmanship must have been exhibited in Lots 30-35.

The following are recommended scoring guidelines for judging of showmanship and obedience. The placing and ribbons awarded shall be at the discretion of the judge.

If a 4-Her receives a blue ribbon with their dog in an obedience class, they are ineligible to enter the same class a second year and must enter a more advanced class.

4-H dogs judged in obedience classes will be judged by the following scorecard:

**Fitting of the Dog**

- A. Hair and coat not matted, free from loose hair.....5 pts
  - B. General absence of parasites, fleas, lice, mites, and ticks.....5 pts
  - C. Ears clean inside.....5 pts
  - D. Eyes clean and free from matter.....5 pts
  - E. Toenails not excessively long .....5 pts
  - F. Teeth clean, free of matter .....5 pts
- Sub-Total.....30 pts**

**Showing of Dog**

- A. Movement of the 4-Her and the dog straight, smooth and even gait.....35 pts
  - B. Coordination between dog and 4-Her, reaction of the dog to the 4-Her, communications between dog and 4-Her.....35 pts
- Sub-Total.....70 pts**

**TOTAL.....100 pts**

- Blue Ribbon = 90-100 points
- Red Ribbon = 80-89 points
- White Ribbon = 79 or less points

**Beginner**

(All exercises will be completed with the dog on the leash)

- Heel on leash & Figure 8.....35 pts
  - Stand for examination.....30 pts
  - Recall.....35 pts
  - Long sit (1 min.).....30 pts
  - Long down (3 min.).....30 pts
- TOTAL.....160 pts**

**Graduate Beginner**

- Heel on leash & Figure 8.....35 pts
  - Stand for examination.....30 pts
  - Recall.....35 pts
  - Long sit (1 min.).....30 pts
  - Long down (3 min.).....30 pts
- TOTAL.....160 pts**

- Blue Ribbon = 135-160 points
- Red Ribbon = 120-134 points
- White Ribbon = 119 or less points

**Novice**

- Heel on leash & Figure 8.....35 pts
  - Stand for examination (off leash) .....30 pts
  - Heel off leash.....45 pts
  - Recall off leash.....30 pts
  - Long sit (1 min.) off leash.....30 pts
  - Long down (3 min.) off leash .....30 pts
- TOTAL.....200 pts**

**Graduated Novice**

- Heel on leash.....35 pts
  - Stand for examination.....30 pts
  - Heel free & Figure 8 (off lead) .....45 pts
  - Drop on recall.....30 pts
  - Long sit (member out of sight for 3 min).....30 pts
  - Long down (member out of sight for 5 min).....30 pts
- TOTAL.....200 pts**

**Open**

- All exercises to be done off leash.
- Heel free & Figure 8.....40 pts
  - Drop on recall.....30 pts
  - Retrieve on flat.....40 pts

Broad jump.....40 pts  
 Long sit (member out of sight for 3 min).....25 pts  
 Long down (member out of sight for 5 min).....25 pts  
**TOTAL.....200 pts**

Ribbons will be awarded in Novice, Graduate and Open on the following basis:

Blue Ribbon = 170-200 points  
 Red Ribbon = 150-169 points  
 White Ribbon = 149 or less points

**Lot #**

- 30. Dog – Beginner
- 31. Dog – Graduate Beginner (Sub-Novice)
- 32. Dog – Novice
- 33. Dog – Graduate Novice
- 34. Dog – Open
- 35. Jr. Showmanship
- 36. Sr. Showmanship

**Grand Champion Dog award sponsored by Allan & Kalesha Reaves**

**Reserve Grand Champion Dog award sponsored by Powder River County Fair**

**Champion Dog Showmanship award sponsored by Powder River County Fair**

***Class 3 – 4-H Poultry***

Entries in Levels 1 through 4 will be interview judged on Tuesday before the Fair.

**Level 1 – Scratching the Surface**

**Lot #**

- 1. Project Activity Guide
- 2. Display
- 3. Poster
- 4. Any item made for pet or its care
- 5. Any other item not listed, related to project & identify
- 6. Item for Sale, See page 21

**Level 2 – Testing Your Wings**

**Lot #**

- 7. Project Activity Guide
- 8. Display
- 9. Poster
- 10. Any item made for pet or its care
- 11. Any other item not listed, related to project & identify
- 12. Item for Sale, See page 21

**Level 3 – Flocking Together**

**Lot #**

- 13. Project Activity Guide
- 14. Display
- 15. Poster
- 16. Any item made for pet or its care
- 17. Any other item not listed, related to project & identify
- 18. Item for Sale, See page 21

**Independent Study**

**Lot #**

- 19-28. Up to ten unlike items related to project
- 29. Item for Sale, See page 21

**Poultry Showmanship**

Birds entered in trio lots will not be permitted to compete for individual lots, or vice versa.

Each exhibitor may enter any of the following types of poultry; chicken, ducks, geese, or turkeys. May enter no more than once in each lot.

Pen of 3 fryer chickens or a turkey, less than one year of age, may be sold at the livestock auction.

**Class 3C – Chickens**

**Class 3D – Ducks**

**Class 3G – Geese**

**Class 3T - Turkeys**

**Lot #**

- 30. 12 large eggs, white or brown
- 31. 12 eggs, any other
- 32. Male fowl, one year old or over
- 33. Male fowl, less than one year old
- 34. Female fowl, one year old or over
- 35. Female fowl, less than one year old
- 36. Old trio, 1 male & 2 female, one year old or over
- 37. Young trio, 1 male & 2 female, less than one year old
- 38. Any other exotic fowl exhibit
- 39. Market Poultry (May be one pen of 3 fryers (chickens), 1 turkey, 1 goose, or 1 pair of ducks)
- 40. Senior Showmanship
- 41. Junior Showmanship

**Grand Champion Poultry Award sponsored by The Dinstel Family**

**Reserve Grand Champion Poultry Award sponsored by Mueller Land & Livestock**

**Champion Junior Poultry Showmanship Award sponsored by Irish Backhoe & Trenching**

**Reserve Champion Junior Poultry Showman Award sponsored by Powder River County Fair**

**Champion Senior Poultry Showmanship Award sponsored by Powder River County Fair**

**Reserve Champion Senior Poultry Showmanship Award sponsored by Powder River County Fair**

**Grand Champion Poultry Activities Award sponsored by Allan & Kalesha Reaves**

**Reserve Grand Champion Poultry Activities Award sponsored by Powder River County Fair**

***Class 4 - 4-H Rabbit***

Exhibition coops for rabbits will be furnished by the fair.

Members must be present at time of judging.

Any rabbit displaying signs of illness must be removed from the exhibit area.

It is highly recommended that animals be tattooed.

Pen of three meat bred rabbits may be sold at the Livestock Auction.

Entries in Levels 1 through 4 will be interview judged on Tuesday before the Fair.

**Level 1 – What’s Hopping?**

**Lot #**

1. Project Activity Guide
2. Display
3. Poster
4. Any item made for pet or its care
5. Any other item not listed, related to project & identify
6. Item for Sale, See page 21

**Level 2 – Making Tracks**

**Lot #**

7. Project Activity Guide
8. Display
9. Poster
10. Any item made for pet or its care
11. Any other item not listed, related to project & identify
12. Item for Sale, See page 21

**Level 3 – All Ears**

**Lot #**

13. Project Activity Guide
14. Display
15. Poster
16. Any item made for pet or its care
17. Any other item not listed, related to project & identify
18. Item for Sale, See page 21

**Independent Study**

**Lot #**

- 19-28. Up to ten unlike items related to project

29. Item for Sale, See page 21

**Rabbit Showmanship**

**Lot #**

30. One buck, any breed, under 6 months
31. One doe, any breed, under 6 months
32. One buck, any breed, 6 and under 12 months
33. One doe, any breed, 6 and under 12 months
34. Pen of 3 meat rabbits
35. One buck, any breed, over 12 months
36. One doe, any breed, over 12 months
37. One doe, any breed, over 12 months, with production records
38. White fur (live rabbit)
39. Solid fur (live rabbit)
40. Broken fur (live rabbit)
41. Junior Showmanship
42. Senior Showmanship

**Grand Champion Rabbit Award sponsored by Powder River County Fair**

**Reserve Grand Champion Rabbit Award sponsored by Powder River County Fair**

**Champion Senior Rabbit Showmanship Award sponsored by Powder River County Fair**

**Champion Junior Rabbit Showmanship Award sponsored by Powder River County Fair**

**Class 5 – 4-H Pocket Pets Division**

**Unit 1 – Pet Pals**

**Lot #**

1. Project Activity Guide
2. Display
3. Poster
4. Any item made for pet or its care
5. Any other item not listed, related to project & identify
6. Item for Sale, See page 21

**Unit 2 – Scurrying Ahead**

**Lot #**

7. Project Activity Guide
8. Display
9. Poster
10. Any item made for pet or its care
11. Any other item not listed, related to project & identify
12. Item for Sale, See page 21

**Unit 3 – Scaling the Heights**

**Lot #**

13. Project Activity Guide
14. Display
15. Poster
16. Any item made for pet or it's care
17. Any other item not listed, related to project & identify
18. Item for Sale, See page 21

**Unit 4 – Independent Study**

**Lot #**

- 19-28. Up to ten unlike items related to project
29. Item for Sale, See page 21

**Class 5A – Pocket Pets**

**Lot #**

1. Mammal – 1, any species
2. Reptile – 1, any species
3. Amphibian – 1, any species
4. Bird – 1, any species
5. Crustacean – 1, any species
6. Arachnid – 1, any species
7. Fish – 1, any species

**Grand Champion Pocket Pets Award sponsored by Irish Backhoe & Trenching**

**Reserve Grand Champion Pocket Pets Award sponsored by Powder River County Fair**

**SECTION N: ENGINEERING & TECHNOLOGY**

**Class 1 – 4-H Aerospace**

Exhibits will be judged on accuracy of construction, quality of craftsmanship and appearance. Displays should be neat and attractive. Exhibits of models must be uniformly painted, smoothly finished, have decals applied smoothly, and be properly assembled and painted according to the accompanying plans. Engines and igniters are not permitted with the exhibit. Rockets and other models must be able to stand freely on their own or be supported on a wooden base. Do not display rockets on a launch pad. Do not angle.

For original design rockets or other models, describe in an attached summary how the model

was tested for stability prior to flying.

**Class 1A – Level 2, Lift Off**

**Lot #**

1. Any skill level 1 rocket made from a kit, include plans
2. Poster or display of different types of aircrafts.
3. Poster or display explaining how different types of weather affect flying or a chart of one week's weather and your analysis of the flying conditions.
4. A handmade kit, include plans
5. An educational display relating to the International Phonetic Alphabet
6. Any model rocket or airplane not built from a kit, include plans
7. Any educational display related to what you have learned in the project
8. Project Activity Guide
9. Item for Sale, See page 21

**Class 1B – Level 3, Reaching New Heights**

**Lot #**

1. Any skill level 2 rocket made from a kit, include plans
2. A paper flight simulator you have made
3. A feather wing glider
4. A controllable glider
5. A fighter kite that can roll, pitch, and yaw
6. A model airplane from a kit, include plans

7. Any model rocket or airplane not built from a kit, include plans
8. Any educational display related to what you have learned in this project
9. Project Activity Guide
10. Item for Sale, See page 21

**Class 1C – Level 4, Pilot in Command**

**Lot #**

1. Any skill level 3 or higher rocket made from a kit, include plans
2. Poster or display relating to some aspect of this level of aerospace
3. A flat style box kite, include plans
4. A remote-control airplane made from a kit, include plans
5. A model rocket or model airplane not made from a kit, include plans
6. Any display related to what you have learned in the project.
7. Your own constructed altitude tracker
8. A complete cost and feasibility analysis of establishing an EMS helicopter service in your community
9. A notebook on the history of aviation
10. Project Activity Guide
11. Item for Sale, See page 21

**Class 1D – Independent Study**

**Lot #**

1. Educational Display
2. Any other item related to project
3. Item for Sale, See page 21

**Grand Champion Aerospace Award sponsored by Powder River Examiner**

**Reserve Grand Champion Aerospace Award sponsored by the Powder River County Fair**

**Class 2 – 4-H Model Craft**

Only one model is allowed per lot number. Models will be judged on neatness, accuracy of finish, and originality.

**Lot #**

1. Airplane model
2. Boat model
3. Car model
4. Train model
5. Spacecraft model
6. Truck Model
7. Miscellaneous model
8. Original homemade model over 18" (not a kit)
9. Original homemade model under 18" (not a kit)
10. Project notebook
11. Item for Sale, See page 21

**Grand Champion Model Craft award sponsored by Powder River Examiner**

**Reserve Grand Champion Model Craft award sponsored by Powder River County Fair**

**Class 3 – 4-H Electrical Projects**

**Class 3A – Level 1, The Magic of Electricity**

**Lot #**

1. A homemade flashlight
2. A simple switch
3. A display or poster of conductors
4. A display or poster about magnetism
5. A homemade compass
6. A homemade electromagnet
7. A homemade galvanometer
8. A homemade electric motor
9. An educational poster or display about electricity in the home.
10. Any other item not listed, related to project, & identify
11. Project Activity Guide
12. Item for Sale, See page 21

**Class 3B – Level 2, Investigating Electricity**

**Lot #**

1. An educational display of Ohm's Law
2. A display or poster about conductors and insulators
3. A poster identifying the components of a wiring diagram
4. A homemade circuit
5. A homemade momentary switch
6. A homemade 3-way switch
7. A homemade rocket launcher
8. A homemade burglar alarm
9. An educational poster or display about electricity in the home

10. Any other homemade device not listed & identify
11. Project Activity Guide
12. Item for Sale, See page 21

**Class 3C – Level 3, Wired for Power**

**Lot #**

1. A display or poster showing how to read an electric motor
2. A display of types of wires and cables
3. A display showing how to measure electricity usage
4. A display or poster showing the different types of receptacles
5. A diagram of your home wiring circuits
6. An educational poster or display about electricity in the home
7. Any other homemade electric device not listed & identify
8. Project Activity Guide
9. Item for Sale, See page 21

**Class 3D – Level 4, Entering Electronics**

**Lot #**

1. Display or poster of different electronic parts
2. Display showing how a diode works
3. Display showing how a transistor regulates flow
4. Display showing how LEDs work
5. Homemade flasher
6. Homemade alarm that reacts to light
7. Homemade light meter

8. Homemade SCR intruder alarm
9. Homemade 6-8 watt amplifier
10. An educational poster or display about electronics
11. Any other homemade electronic device not listed & identify
12. Project Activity Guide
13. Item for Sale, See page 21

**Class 3E – Independent Study**

**Lot #**

- 1-10. Up to ten unlike items related to project
11. Item for Sale, See page 21

**Grand Champion Electricity Award sponsored by Mueller Land & Livestock**

**Reserve Grand Champion Electricity Award sponsored by the Powder River County Fair**

***Class 4 – 4-H Robotics***

**Class 4A – Junk Drawer Robotics, Level 1, Give Robots a Hand**

**Lot #**

1. Present how the items you had were sorted
2. 2-D drawing
3. 3-D image of an item
4. Support constructed to hold textbook
5. Marshmallow Catapult
6. Balance beam
7. 3-D Tic-Tac-Toe game or board
8. Robot Arm plan
9. Robot Arm

10. Power source designed to move the arm
11. Display showing joints and linkages
12. Gripper design
13. Gripper
14. Robot
15. Any other item not listed, related to project, & identify
16. Project Activity Guide
17. Item for Sale, See page 21

**Class 4B – Junk Drawer Robotics, Level 2, Robots on the Move**

**Lot #**

1. Display showing movement and friction
2. Clip mobile design
3. Clip mobile
4. Simple Electrical circuit
5. Electromagnetic force display
6. Can-Can robot design
7. Can-Can robot
8. Display of gear ratios
9. Gear assembly
10. Gear train that has gear ratio reduction
11. Gear train using compound gears
12. Rover that goes slow and climbs a ramp
13. Display showing buoyancy, weight distribution or surface area
14. Underwater ROV design
15. Underwater ROV
16. Any other item not listed, related to project, & identify
17. Project Activity Guide
18. Item for Sale, See page 21

**Class 4C – Junk Drawer Robotics, Level 3, Mechatronics**

**Lot #**

1. Display about the differences between series and parallel circuits
2. Display showing electrical switches and direction of electrical flow
3. Double Pole Double Throw (DPDT) switch design
4. Double Pole Double Throw (DPDT) switch
5. Display of a visual sensor
6. Steady hand/buzz wire game
7. Design of a robot using a sensor for control
8. Robot using a sensor for control
9. Display about base 2 binary counting and timing
10. Display talking about logical operators
11. Display about electrical components
12. Solder-less breadboard working electrical circuit
13. Display illustrating the concepts of input, processes, and output
14. Design of a program using a flowchart format
15. Original robot design
16. Original robot
17. Any other item not listed, related to project, & identify
18. Project Activity Guide
19. Item for Sale, See page 21

**Class 4D – Intro to Modern Microcontrollers**

**Lot #**

1. Blinking LED display

2. Any circuit with code
3. Any other item not listed, related to project & identify
4. Any other item not listed, related to project & identify
5. Any other item not listed, related to project & identify
6. Item for Sale, See page 21

**Class 4E – Independent Study**

**Lot #**

- 1-5. Up to 5 unlike items related to project, identify
6. Item for Sale, See page 21

**Grand Champion Robotics award sponsored by Powder River Examiner**

**Reserve Grand Champion Robotics award sponsored by Powder River County Fair**

**Class 5 – 4-H Small Engines**

**Class 5A – Level 1, Crank It Up!**

**Lot #**

1. Poster showing what you have learned about your project
2. Display of basic tools needed to maintain a small engine
3. An educational display related to what you have learned about two-cycle engines
4. An educational display related to what you have learned about four-stroke engines
5. An educational display showing proper maintenance and care of a lawn mower

6. An educational display of proper safety labels and procedures for small engines
7. Small engine parts display board with a brief explanation of the purpose of the parts and how they work.
8. Display related to some system that you learned about in the project
9. Any educational display related to what you have learned in the project
10. Project Activity Guide
11. Item for Sale, See page 21

**Class 5B – Level 2, Warm It Up!**

**Lot #**

1. An educational display comparing the different types of engines
2. An educational poster illustrating and explaining the internal parts of an engine
3. An educational display showing how transmissions work
4. An educational display showing how to conduct a compression check
5. An educational display showing how to adjust a carburetor
6. A display using a real small engine with a brief explanation showing steps in preparing a small engine for storage
7. Carburetor parts display board with brief explanation of the purpose of the parts and how they work together

8. An income and expense record of your lawn mowing business, including cost, hours worked, pay for individual jobs, etc.
9. Any educational display related to what you have learned in this project
10. Project Activity Guide
11. Item for Sale, See page 21

**Class 5C – Level 3, Tune It Up!**

**Lot #**

1. An educational display showing how to use diagnostic tools on small engines
2. An educational display showing how to tear down and reassemble a small engine
3. An educational display related to the electrical system of a small engine
4. An educational display about emissions systems on a small engine
5. An educational display showing how to remove and sharpen a mower blade
6. An educational display about careers in small engines
7. An educational display about your working in finding resources about small engines on the Internet
8. An educational display about trouble-shooting common problems with small engines
9. An educational display about small engine designs
10. Any educational display related to what you have learned in this project

11. Project Activity Book
12. Item for Sale, See page 21

**Class 5D – Independent Study**

**Lot #**

- 1-10. Up to ten unlike items related to project
11. Item for Sale, See page 21

**Grand Champion Small Engines Award sponsored by Frankie Schoonover**

**Reserve Grand Champion Small Engines Award sponsored by B&L Traub, Inc.**

***Class 6 – 4-H Welding***

**Class 6A – Arcs and Sparks**

**Lot #**

1. Any poster or electronic media presentation about the history and evolution of welding.
2. Build a poster or model showing the parts of a welder with an explanation of what each part does.
3. Any poster, electronic media, or welded plate example to show how improper selection of electrode, speed, height, and/or Amp setting will create a poor weld.
4. Any welded project, identify
5. Any welded project, identify
6. Any welded project, identify
7. Project Activity Guide
8. Item for Sale, See page 21

**Class 6B – Independent Study**

**Lot #**

- 1-10. Up to ten unlike items related to project, identify
11. Item for Sale, See page 21

**Grand Champion Welding Award sponsored by Shilo & Karen Capp**

**Reserve Grand Champion Welding Award sponsored by Irish Backhoe & Trenching**

***Class 7 – 4-H Woodworking***

**Class 7A – Level 1, Measuring Up**

**Lot #**

- 1-10. Up to ten unlike items from plans from Unit 1 or other items of comparable carpentry level
11. Project Activity Guide
12. Item for Sale, See page 21

**Class 7B – Level 2, Making the Cut**

**Lot #**

- 1-10. Up to ten unlike items from plans from Unit 2 or other items of comparable carpentry level
11. Project Activity Guide
12. Item for Sale, See page 21

**Class 7C – Level 3, Nailing It Together**

**Lot #**

- 1-10. Up to ten unlike items from plans from Unit 3 or other items of comparable carpentry level
11. Project Activity Guide

12. Item for Sale, See page 21

**Class 7D – Level 4, Finishing Up**

**Lot #**

- 1-10. Up to ten unlike items from plans from Unit 4 or other items of comparable carpentry level
- 11. Project Activity Guide
- 12. Item for Sale, See page 21

**Class 7E – Independent Study**

**Lot #**

- 1-10. Up to ten unlike items related to project
- 11. Item for Sale, See page 21

**Grand Champion Woodworking Award sponsored by Ty’s Custom Furniture**

**Reserve Grand Champion Woodworking Award sponsored by Steve Stoddard**

**SECTION O: ENVIRONMENTAL & NATURAL SCIENCES**

**Class 1 – 4-H Entomology**

Exhibitors should be currently enrolled in one skill level of the entomology project. Exhibit boxes of insect collections should be 18x12” for 25 insects and 18x24” for 50 insects. Each box should be 3 ½ - 4” deep. Boxes should be covered with Plexiglass that can be removed. Collections should be organized by order.

**Class 1A – Level 1, Teaming with Insects**

**Lot #**

- 1. Using pictures as a guide, make a separate drawing of each of the insect body parts for 5 different insects and be able to name the parts and assemble each insect.
- 2. Build a pit fall trap in 3 different habitats around your lawn and garden, count and identify the different types of insects you catch in each overnight and be able to discuss the procedure and results.
- 3. Make a poster showing some invasive insects important to your area, including a picture, description of where they live, and why they are bad for your environment.
- 4. Make a poster of beneficial insects you might find in your garden or that are commonly used in greenhouses and how they can be used in an Integrated Pest Management Program.
- 5. Build a cookbook that could be used by people around the world who use insects for food.
- 6. Collect, mount, identify, and label at least 25 different kinds of adult insects, including at least 5 Orders one of which should be Order Lepidoptera. (Hint: Use the bugs from your

pitfall trap and check the grill guard on family vehicles.)  
For first year members of level 1.

- 7. Collect, mount, identify, and label at least 30 different kinds of adult insects, including at least 5 Orders one of which should be Order Lepidoptera. For second year members of level 1.
- 8. Collect, mount, identify, and label at least 35 different kinds of adult insects, including at least 5 Orders one of which should be Order Lepidoptera. For third year members of level 1.
- 9. Any other item not listed, related to project & identify
- 10. Project Activity Guide
- 11. Item for Sale, See page 21

**Class 1B – Level 2, Teaming with Insects**

**Lot #**

- 1. Build at least 2 insect traps (Areal Net, Berlese Funnel, Indoor Insect Trap, Modified Wilkinson Trap, or Light Attractor) and be able to discuss what insects you caught with them and why different traps are used to capture different types of insects.
- 2. Build a poster discussing how to tell the difference between at least 5 different orders of insects.

3. Build a metamorphosis wheel for an insect with complete metamorphosis and be able to discuss where each stage lives and what they eat and are eaten by.
4. Build a detailed poster that could be used by homeowners, farmers, ranchers, or foresters discussing an economically important insect pest, including its history, life stages, damage caused, and control measures.
5. Collect, mount, identify, and label by Order at least 50 different kinds of insects. For first year members of level 2.
6. Collect, mount, identify, and label by Order at least 60 different kinds of insects. For second year members of level 2.
7. Collect, mount, identify, and label by Order at least 70 different kinds of insects. For third year members of level 2.
8. Any other item not listed, related to project & identify
9. Project Activity Guide
10. Item for Sale, See page 21

**Class 1C – Level 3, Teaming with Insects**

**Lot #**

1. Build an electronic media presentation discussing an important insect pest in your area discussing its history,

- life stages, damage caused and control measures.
2. Build an electronic media presentation discussing Integrated Pest Management for either Turfgrass, Vegetable Garden, Green House, or Forest.
3. Build or purchase, use, and be able to discuss how to use at least 3 methods of monitoring important insect pests used by professional entomologist and be able to discuss economic threshold levels and possible control options. (ie: Sweep Net/Grasshoppers, Pheromone Trap/Orange Wheat Blossom Midge, Sticky Trap/White Flies, Grain Ball/Wireworms)
4. Collect, mount, identify, and label by Order at least 85 different kinds of insects. For first year members of level 3.
5. Collect, mount, identify, and label by Order at least 120 different kinds of insects. For second year members of level 3.
6. Collect, mount, identify, and label by Order at least 120 different kinds of insects. Make a separate collection of beneficial predatory insects (including different growth stages) and the insect species they prey on. For third year members of level 3.

7. Any other item not listed, related to project & identify
8. Project Activity Guide
9. Item for Sale, See page 21

**Class 1D – Independent Study**

**Lot #**

- 1-10. Up to ten unlike items related to project.
11. Item for Sale, See page 21

**Grand Champion Entomology Award sponsored by the Mueller Land & Livestock**

**Reserve Grand Champion Entomology Award sponsored by Powder River County Fair**

**Class 2 – 4-H Forestry**

In order to complete a year in this project and exhibit at the fair, you should have completed a minimum of 6 achievement program activities during the year.

If leaves, stems or bark are to be exhibited, they should be identified with a label near the object on the same page. These labels should have on them (1) the proper common name; (2) location (city and/or county) where located; and (3) date (day, month, year) collected. When exhibiting after more than one year in the project, group specimens by year collected.

Educational displays may consist of groupings of leaves, bark, stems, or related to any aspect of forestry. Displays should be presented in a clear, concise, and interesting manner. The purpose

of educational displays is to learn more about the importance of forest ecosystems and forest life.

**Class 2A – Level 1, Follow the Path**

**Lot #**

1. Exhibit of at least 5 different dried leaves/needles from either coniferous or deciduous trees living in Montana collected during the year.
2. Exhibit a minimum of 5 native Montana trees showing leaf, twig, and fruit from each species
3. Poster or educational display relating to some activity in Unit 1
4. Journal record showing where 10 different leaves/trees are located and the date you found them
5. A photo story of a visit to a state forest or other forest ecosystem
6. A leaf chain or dried leaf collage
7. Plant in a clear jar showing the root system of a tree seedling
8. Any other item not listed, related to project & identify
9. Project Activity Book
10. Item for Sale, See page 21

**Class 2B – Level 2, Reach for the Canopy**

**Lot #**

1. Exhibit a collection of at least 10 different kinds of leaves/needles from either

- coniferous or deciduous trees living in Montana collect during the year
2. Exhibit a minimum of 8 native Montana trees showing leaf, twig, and fruit from each species
3. Poster or educational display relating to some activity in Unit 2
4. A photo-journal of your visit to a local park or forest
5. Photo-journal or field guide on the habitat of 10 organisms that use trees
6. Cross-section of a tree with explanation of the tree’s history
7. Exhibit explaining the fire triangle and forest fire prevention
8. Diagram indicating which part of a tree’s various disease affects
9. Any other item not listed, related to project & identify
10. Project Activity Guide
11. Item for Sale, See page 21

**Class 2C – Level 3, Explore the Deep Woods**

**Lot #**

1. Exhibit a collection of at least 20 different kinds of leaves/needles from either coniferous or deciduous trees living in Montana collect during the year
2. Exhibit a minimum of 15 native Montana trees showing leaf, twig, and fruit from each species

3. Poster or educational display relating to some activity in Unit 2
4. A photo-journal of your visit with a “tree informant” to a local part or forest
5. Write a taxonomic key for 5 different leaves you have collected
6. Display 5 bark rubbings you have made and the identification of each tree
7. Display showing the “fruits” or “seeds” of at least 10 trees in your area
8. Any other item not listed, related to project & identify
9. Project Activity Guide
10. Item for Sale, See page 21

**Class 2D – Independent Study**

**Lot #**

- 1-10. Up to ten unlike items related to project
11. Item for Sale, See page 21

**Grand Champion Forestry Award sponsored by Powder River County Fair**

***Class 3 – 4-H Outdoor Adventures***

**Class 3A – Hiking Trails**

**Lot #**

1. Backpack containing essential items for a day hike
2. First aid kit you made for a day hike
3. Display relating to “Leave No Trace”
4. An educational display related to project

- 5. Any other item related to project not listed, identify
- 6. Project Activity Guide
- 7. Item for Sale, See page 21

**Class 3B – Camping Adventures**

**Lot #**

- 8. Display of knots you tied for camping
- 9. 3-day camping menu, necessary equipment, method of preparation and clean-up
- 10. An educational display related to project
- 11. Any other item related to project not listed, identify
- 12. Item for Sale, See page 21

**Class 3C – Backpacking Expeditions**

**Lot #**

- 13. 3-day backpacking menu, necessary equipment, method of preparation and clean-up
- 14. First aid kit you made for a backpacking trip
- 15. Display relating to “Leave No Trace” in a variety of environments
- 16. An educational display related to project
- 17. Any other item related to project not listed, identify
- 18. Item for Sale, See page 21

**Class 3D – Independent Study**

**Lot #**

- 19-28. Up to ten unlike items related to project
- 29. Item for Sale, See page 21

**Grand Champion Outdoor Adventures Award sponsored by Gardner & Billing CPAs**

**Reserve Grand Champion Outdoor Adventures Award sponsored by Gardner & Billing CPAs**

**Class 4 – 4-H Shooting Sports**

**Class 4A – Level 1, Ages 9-11**

**Lot #**

- 1-6. Up to 6 unlike items related to project
- 7. Item for Sale, See page 21

**Class 4B – Level 2, Ages 12-15**

**Lot #**

- 1-6. Up to 6 unlike items related to project
- 7. Item for Sale, See page 21

**Class 4C – Level 3, Ages 16-19**

**Lot #**

- 1-6. Up to 6 unlike items related to project
- 7. Item for Sale, See page 21

**Class 4D – Independent Study**

**Lot #**

- 1-6. Up to 6 unlike items related to project
- 7. Item for Sale, See page 21

**Grand Champion Shooting Sports Award sponsored by Powder River Taxidermy – Shawn & Shawna Wahl**

**Reserve Grand Champion Shooting Sports Award sponsored by Jason & Hattie Arithson**

**Class 5 – 4-H Sport Fishing**

To exhibit in this category, you must be currently enrolled in one skill level of the Sport Fishing project. In order to complete a year in this project and exhibit at the fair, you should have completed a minimum of 6 activities during the year.

**Class 5A - Level 1, Take the Bait**

**Lot #**

- 1. Picture or poster showing what you have learned about sport fishing
- 2. Display of lures and/or flies that you have made.
- 3. An educational display related to what you have learned about different types of fish.
- 4. An educational display related to what you have learned about fishing or angling.
- 5. Display of your fishing log or casting record.
- 6. Display of common fishing tackle equipment.
- 7. Display of basic fishing knots.
- 8. Display of 3 rigging systems
- 9. Any educational display related to what you have learned in this project.
- 10. Any other item not listed, related to project & identify
- 11. Project Activity Guide
- 12. Item for Sale, See page 21

**Class 5B - Level 2, Reel in the Fun**

**Lot #**

13. An educational display comparing the different types of casting techniques
14. Display of lures and/or flies that you have made
15. Display of your fishing log or casting record.
16. An educational display identifying the different parts of a fish.
17. An educational display of your favorite fish recipes.
18. Exhibit of your own hand-made fishing wallet
19. Display of at least 6 intermediate fishing knots (e.g. trilene, surgeon's, uni-knot, world's fair knot, two-fold open, and blood knot)
20. An educational display related to what you have learned about different types of fish.
21. Any educational display related to what you have learned in this project.
22. Any other item not listed, related to project & identify
23. Project Activity Guide
24. Item for Sale, See page 21

**Class 5C - Level 3, Cast into the Future**

**Lot #**

25. An educational display showing how you introduced a friend to fishing.
26. An educational display showing the four different types of reels.

27. An educational display of artificial flies and lures you have made.
28. An educational display of the different sizes and types of hooks.
29. An educational display showing at least 8 kinds of aquatic insects
30. An educational display about fishing habitats.
31. An educational display about fishing ethics.
32. A display of your fishing journal
33. An educational display about the different kinds of fish found in Montana.
34. Any educational display related to what you have learned in this project.
35. Any other item not listed, related to project & identify
36. Project Activity Guide
37. Item for Sale, See page 21

**Class 5D - Independent Study**

**Lot #**

- 38-43. Up to 6 unlike items related to project
44. Item for Sale, See page 21

**Grand Champion Sport Fishing Award sponsored by Doug & Kerry Gardner**

**Reserve Grand Champion Sport Fishing Award sponsored by Powder River County Fair**

**Class 6 - 4-H Wildlife**

**Class 6A - Level 1**

**Lot #**

1. Build a poster using a picture or pictures from a magazine of ones you have taken. Label the Woodland, Grassland, and Wetland areas and be able to explain which animals might use each habitat.
2. Make a poster explaining the difference between Herbivores, Carnivores, and Omnivores and paste cut out pictures of animals that would be in each group on it.
3. Using index cards, make a different card for each type of animal found in your area by pasting a picture of the animal on it and listing some facts. Be able to use the cards to show where each animal is in the food chain.
4. Build a poster explaining the food chain of animals in your area.
5. Any other item related to project, identify
6. Project Activity Guide
7. Item for Sale, See page 21

**Class 6B - Independent Study**

**Lot #**

- 1-10. Up to ten unlike items
11. Item for Sale, See page 21

<p><b>Grand Champion Wildlife award sponsored by Rumph Ranch Partners</b></p> <p><b>Reserve Grand Champion Wildlife award sponsored by Powder River County Fair</b></p>	<p><b>Grand Champion Babysitting sponsored by Powder River County Fair</b></p> <p><b>Reserve Grand Champion Babysitting Award sponsored by Powder River County Fair</b></p>	<p><b>Reserve Grand Champion Family Adventures Award sponsored by Gardner &amp; Billing CPAs</b></p>
<p><b>SECTION P: 4-H FAMILY &amp; CONSUMER SCIENCE PROJECTS</b></p>	<p><b>Class 2 – 4-H Family Adventures</b></p>	<p><b>Class 3 – 4-H Interior Design</b></p>
<p><b>Class 1 – 4-H Babysitting</b></p>	<p><b>Class 2A – Family Adventures</b></p>	<p><b>Class 3A – Level 1</b></p>
<p><b>Class 1A - Babysitting</b></p> <p><b>Lot #</b></p> <ol style="list-style-type: none"> <li>1. A babysitter’s magic bag</li> <li>2. A family file and job log</li> <li>3. Parent/guardian survey</li> <li>4. Display or poster about babysitting safety, poisonous products, choking</li> <li>5. Poster or display on First Aide</li> <li>6. A Boo Boo Bunny</li> <li>7. First Aid kit</li> <li>8. Poster about ages and stages of children</li> <li>9. Poster or display about food and nutrition of children</li> <li>10. A babysitting business card and fliers or marketing pieces</li> <li>11. Any other item not listed, related to project, identify</li> <li>12. Project Activity Guide</li> <li>13. Item for Sale, See page 21</li> </ol> <p><b>Class 1B – Babysitting, Independent Study</b></p> <p><b>Lot #</b></p> <ol style="list-style-type: none"> <li>14-23. Up to ten unlike items</li> <li>24. Item for Sale, See page 21</li> </ol>	<p><b>Lot #</b></p> <ol style="list-style-type: none"> <li>1. Poster showing menu for family meal and noting each family members cooking and clean-up duties.</li> <li>2. Collage showing favorite family story</li> <li>3. Collage of family play equipment</li> <li>4. Family photo story</li> <li>5. Fire exit plan showing each member’s escape route and meeting place</li> <li>6. Poster of a family adventure</li> <li>7. Scrapbook on family project</li> <li>8. Project Activity Guide</li> <li>9. Any other item not listed, related to project &amp; identify</li> <li>10. Item for Sale, See page 21</li> </ol> <p><b>Class 2B – Independent Study, Family Adventures</b></p> <p><b>Lot #</b></p> <ol style="list-style-type: none"> <li>10-19. Up to ten unlike items</li> <li>20. Item for Sale, See page 21</li> </ol>	<p><b>Lot #</b></p> <ol style="list-style-type: none"> <li>1-10. Up to ten unlike items related to project</li> <li>11. Project completed in The Basic Touch, designing walls, windows, and floors.</li> <li>12. Project Activity Guide</li> <li>13. Item for Sale, See page 21</li> </ol> <p><b>Class 3B – Level 2</b></p> <p><b>Lot #</b></p> <ol style="list-style-type: none"> <li>1-10. Up to ten unlike items related to project</li> <li>11. Project completed in project book</li> <li>12. Project Activity Guide</li> <li>13. Item for Sale, See page 21</li> </ol> <p><b>Class 3C – Level 3</b></p> <p><b>Lot #</b></p> <ol style="list-style-type: none"> <li>1-10. Up to ten unlike items related to project</li> <li>11. Project completed in project book.</li> <li>12. Project Activity Guide</li> <li>13. Item for Sale, See page 21</li> </ol>
	<p><b>Grand Champion Family Adventures Award sponsored by Gardner &amp; Billing CPAs</b></p>	<p><b>Class 3D – Level 4</b></p> <p><b>Lot #</b></p> <ol style="list-style-type: none"> <li>1-10. Up to ten unlike items related to project</li> <li>11. Project completed in project book</li> <li>12. Project Activity Guide</li> </ol>

13. Item for Sale, See page 21

**Class 3E – Independent Study**

**Lot #**

- 1-10. Up to ten unlike items related to project
- 11. Item for Sale, See page 21

**Grand Champion Interior Design Award sponsored by Gardner & Billing CPAs**

**Reserve Grand Champion Interior Design sponsored by Gardner & Billing CPAs**

***Class 4 – 4-H Sewing & Textiles***

Enter only the lots of the sewing project in which you are enrolled. Extra clothing or items can be entered into General Sewing Projects.

Only one entry can be made in each lot by one exhibitor.

Exhibit tags should be attached to garment rather than to the hanger.

Garments are not to be marked down for signs of wear or for patches.

“Any item not previously listed” means an item does not fit in any other category listed. Be sure to identify the item.

Exhibits will be judged on quality of construction, quality of workmanship, appearance, and functionality. For original designs, please include your pattern design.

**Class 4A – Sewing Level 1**

**Lot #**

- 1. Fringed woven placemat
- 2. Apron
- 3. Oven mitt
- 4. Bean bag game
- 5. Crayon roll
- 6. Book cover
- 7. Pillowcase with band
- 8. Wallet
- 9. Pajama pants
- 10. T-shirt redesign
- 11. Scissor case/sheath
- 12. Pin cushion
- 13. Needle book
- 14. Tote bag
- 15. Zipper pouch
- 16. Scrunchie
- 17. Headband
- 18. Fabric belt
- 19. Display or exhibit related to sewing tools
- 20. Color swatch color wheel
- 21. Display of fabrics using primary, analogous, complementary and tertiary color schemes
- 22. Display of fabrics illustrating intensity and value
- 23. Display related to fabric scavenger hunt, label fabrics by woven, knit and nonwoven and fiber content
- 24. Display related to sewing machine parts
- 25. Textile file with swatches of fabrics and fabric identification card
- 26. Fiber content experiment and results

- 27. Fiber zap (static electricity) experiment and results
- 28. Soak it up experiment and results
- 29. Natural or synthetic fiber experiment and results
- 30. Beach towel
- 31. Exhibit or sampler of seam finishes
- 32. Sample of five hand stitches
- 33. Refashioned clothing item
- 34. Consumer comparison display related to clothing or a sewing home decorating item
- 35. Display related to a community service project based on sewing
- 36. Travel kit
- 37. Travel bag
- 38. Laundry bag
- 39. Nine patch pillow
- 40. Any other item not listed, related to project, & identify
- 41. Any other item not listed, related to project, & identify
- 42. Any other item not listed, related to project, & identify
- 43. Project Activity Guide
- 44. Item for Sale, See page 21

**Class 4B – Sewing Level 2**

**Lot #**

- 1. Display related to stripes as a design feature
- 2. Display related to print fabrics and design features
- 3. Display of pressing tools with labels on uses
- 4. Handmade tailor’s ham

5. Knit scarf from recycled fabrics
6. Textile file with swatches of fabric and fabric identification card
7. Burn test experiment and results
8. Chemical test experiment and results
9. Break it down environmental impact of textiles experiment and results
10. Detergent experiment comparison results
11. Holding it together experiment and results
12. Melting and color experiment and results
13. Seam finishes sampler
14. Display of darts, curves and gathering
15. Sampler of sewn buttonholes and sewn on buttons
16. Sampler of hand stitches
17. Display related to types of interfacing, when and where to use
18. Sampler of lap zipper
19. Sampler of invisible zipper
20. Sampler of fly front zipper
21. Sampler of centered zipper
22. Sampler of exposed zipper
23. Sampler with at least two styles of pockets
24. Shirt made with set in sleeve
25. Shirt sewn with raglan sleeve
26. Shirt sewn with kimono sleeve
27. Shirt sewn with dolman sleeve
28. Item sewn with cuff and placket

29. Item sewn with collar
30. Item sewn with waistband
31. Item sewn with faced waistline
32. Cost analysis of sewing project
33. Cost comparison of sewing project
34. Any other item not listed, related to project & identify
35. Any other item not listed, related to project & identify
36. Any other item not listed, related to project & identify
37. Project Activity Guide
38. Item for Sale, See page 21

**Class 4C – Sewing, Level 3**

**Lot #**

1. Too large of a shirt resized to fit using serger
2. Display related to pressing tools and uses
3. Textile file with swatches of fabric and identification card
4. Natural vs. synthetic experiment and results
5. Detergent experiment homemade vs. commercial
6. Display related to textile laundering
7. Suitable swimsuit material experiment and results
8. Item sewn from swimsuit fabric
9. Item sewn using interfacing
10. Item sewn using lining
11. Item sewn with wool
12. Item sewn with velvet
13. Item sewn with vinyl
14. Item sewn with leather

15. Item sewn from a fabric with repeating patterns
16. Design comparison
17. Recycled or refashions sewing project
18. Project planning notebook or display
19. Item made with French seams
20. Item made with flat felled seams
21. Item sewn using boning
22. Item sewn or sampler of a rolled hem
23. Item sewn featuring an invisible zipper
24. Item sewn with a tailored lapel
25. Item sewn with a tailored sleeve and/or shoulder pads
26. Sampler of buttonholes and buttons sewn
27. Item sewn using one or more couture techniques
28. Display related to sewing community service project
29. Sewing entrepreneur project
30. Sewing business plan
31. Display related to accessorizing outfits either handmade or purchased
32. Consumer project related to wardrobe
33. Any other item not listed, related to project & identify
34. Any other item not listed, related to project & identify
35. Any other item not listed, related to project & identify
36. Project Activity Guide
37. Item for Sale, See page 21

**Class 4D – Shopping in Style**

**Lot #**

1. Display about your personal style (words, pictures, collage, etc.)
2. Display related to “creating an impression”
3. Display with pictures of people and written first impression
4. Exhibit describing impression you want to make and how clothing can help
5. Exhibit related to how clothing and appearance communicate
6. Display related to trends in fashion
7. Exhibit related to historic trends in fashion
8. Display related to cultural dress
9. Exhibit about careers in clothing, fashion and style
10. Display regarding body portions and styles to flatter different body types
11. Exhibit related to colors and image
12. Display about colors of clothing in your wardrobe
13. Mix and match display to show trends or colors or styles for body types
14. Exhibit demonstrating use of design elements to flatter figures
15. Exhibit related to fabrics and textures in clothing
16. Digital closet – electronic display of mix and match

- clothing “selected” for you or for another person
17. Clothing inventory from your closet or from a family members’ closet
  18. Exhibit related to shopping for clothing
  19. Display of thrift store shopping experience or mix and match finds
  20. Cost per-wear analysis
  21. Comparison of shopping options – cash, credit, layaway and final costs
  22. Exhibit related to clothing care and repair
  23. Exhibit related to man-made and/or synthetic fiber production, characteristics, etc.
  24. Laundry list – exhibit related to laundering and caring for clothing
  25. Clothing first-aid kit
  26. Example of mending – hems, buttons, etc.
  27. Exhibit about clothing storage
  28. Exhibit related to skin care routines
  29. Exhibit related to cosmetics
  30. Exhibit related to undergarments (function, types, trends, etc.)
  31. Photo with one fashion show commentary
  32. Collection of photos with written style show commentaries (5+)
  33. Any other item not listed, related to project & identify

34. Any other item not listed, related to project & identify
35. Any other item not listed, related to project & identify
36. Project Activity Guide
37. Item for Sale, See page 21

**Class 4E – Independent Study**

**Lot #**

- 38-47. Up to 10 unlike items related to project
48. Item for Sale, See page 21

**Class 4F – General Sewing Projects**

All general clothing articles must be labeled as to which sewing level or project that the participant is enrolled. General sewing projects are open to any member enrolled in a unit of clothing.

**Lot #**

1. Placemats or napkins
2. An accessory (scarf, tie, belt, hat), identify
3. Vest
4. Skirt, any style
5. Jumper or jumpsuit
6. Blouse, shirt, or top
7. Pants, slacks, shorts
8. Dress-casual
9. Dress, 1 or 2 piece
10. Lounge wear
11. Jacket or cape

**Grand Champion Sewing Award sponsored by Silver Sage Clothing**

**Reserve Grand Champion Sewing Award sponsored by Powder River County Fair**

**Class 5 – 4-H Handwork  
Projects**



**Class 5A – Knitting**

The knitting project is designed to teach members the basic skills of knitting and allow members to use their creativity in producing articles that will enhance their wardrobes.

**Beginning**

**Lot #**

1. Goal for knitting project
2. Exhibit related to knitting tools
3. Display of knitting stitches or sampler
4. Purse or other small item
5. Hair scrunchie
6. Holiday bell or other holiday ornament
7. Ribbed hat
8. Head band or ski band
9. Covered hangers
10. Dish Cloth
11. Teddy Bear sweater
12. Any other item not listed, related to project & identify
13. Any other item not listed, related to project & identify
14. Any other item not listed, related to project & identify
15. Item for Sale, See page 21

**Intermediate**

**Lot #**

16. Goal for knitting project

17. Exhibit related to knitting tools
18. Display of knitting stitches or sampler
19. Display of methods for joining seams or sampler
20. Slippers
21. Two needle mittens
22. Pillow cover
23. Baby blanket
24. Potholder
25. Any item not listed, related to project & identify
26. Any item not listed, related to project & identify
27. Any item not listed, related to project & identify
28. Item for Sale, See page 21

**Advanced**

**Lot #**

29. Goal for knitting project
30. Exhibit related to knitting tools
31. Display of knitting stitches or sampler
32. Doll sweater
33. Doll skirt
34. Sweater
35. Socks or cap using double needles
36. Article using circular needles
37. Skirt
38. Display comparing yarns and their properties.
39. Any item not listed, related to project, & Identify
40. Any item not listed, related to project, & Identify
41. Any item not listed, related to project, & Identify
42. Item for Sale, See page 21

**Class 5B – Crochet**

The 4-H crochet project is designed to teach members the basic skills of crocheting and allows the members to use their creativity in producing articles that will enhance their wardrobes.

**Beginning**

**Lot #**

1. Set of two potholders
2. Vest
3. Hat and scarf set
4. Pair of slippers
5. Sofa pillow
6. Cape or poncho
7. Drawstring bag
8. Plant hanger
9. Afghan
10. Dishcloth
11. Display
12. Poster
13. Any other item not listed, related to project & identify
14. Item for Sale, See page 21

**Intermediate**

**Lot #**

- 15-24. Up to ten unlike items using intermediate crocheting skills
25. Item for Sale, See page 21

**Advanced**

**Lot #**

- 26-35. Up to ten unlike items using advanced crocheting skills
36. Item for Sale, See page 21

**Class 5C – Embroidery**

The 4-H Embroidery projects are designed to encourage creativeness and to fit the needs of each individual member.

**Beginning**

**Lot #**

1. Potholder
2. Pillow top
3. Pillowcase
4. Small picture
5. Simple design on scarf or towel
6. Simple design on a clothing item
7. Purse
8. Placemats (set of 4)
9. Towels (set of 4)
10. Set of pillowcases
11. Set of pictures
12. Wall hanging
13. Smocking on clothing item
14. Belt
15. Design on clothing item
16. Tablecloths
17. Any other item not listed, related to project & identify
18. Item for Sale, See page 21

**Intermediate**

**Lot #**

- 19-28. Up to ten unlike items using intermediate embroidery skills
29. Item for Sale, See page 21

**Advanced**

**Lot #**

- 30-39. Up to ten unlike items

using advanced embroidery skills

40. Item for Sale, See page 21

**Class 5D – Quilting, Patchwork, or Appliqué**

This project is designed to teach members the basic skills of quilting, patchwork, and appliqué.

**Lot #**

1. Set of placemats
2. Table runner or topper
3. Pillow
4. Quilt demonstrated in project book
5. Quilt or quilted article
6. Display techniques of finishing quilts – Machine
7. Display techniques of finishing quilts – Hand
8. Project Activity Guide
- 9-18. Up to ten unlike items not listed, related to project & identify
19. Item for Sale, See page 21

**Class 5E – Cross Stitch**

**Lot #**

1. Counted cross stitch, framed picture, actual work over 8x10
2. Counted cross stitch, framed picture, actual work under 5x7
3. Counted cross stitch, framed picture, actual work between 5x7 & 8x10.
- 4-15. Up to 12 unlike items of cross stitch (pairs or sets are one lot number) List & identify.
16. Item for Sale, See page 21

**Class 5F – Independent Study**

**Lot #**

- 1-10. Up to ten unlike items
11. Item for Sale, See page 21

**Grand Champion Handwork Award sponsored by Stitch & Chatter Quilt Club**

**Reserve Grand Champion Handwork Award sponsored by Powder River County Fair**

**SECTION Q: 4-H PLANT SCIENCES**

**Class 1 – 4-H Crop Science**

**Class 1A – Wheat, Oats, Barley, & Rye**

**Lot #**

1. Display related to your visit to a bakery
2. Collection of various products made from small grains
3. Display telling about your visit to a local livestock feed store
4. Poster with a labeled cereal plant attached
5. Display of germinated seeds
6. Exhibit showing the nine stages of plant growth
7. Collection of small grains in containers
8. Display of various varieties of small grains
9. Display of a spring and winter cereal grain
10. Display showing the differences in seed quality
11. Exhibit of germinated seeds from exercise 10

12. Display with different seed varieties and their resistant
13. Display showing the effects of different planting depths
14. Collection of soil types
15. Display showing growing plants in different soil types
16. Display presenting small grain diseases
17. Display showing small grain insect pests
18. Display identifying weeds
19. Collection of small grain pests
20. Exhibit showing how to determine field acreages
21. Display showing how to determine small grain harvest loss
22. Display how to determine the volume of storage structures
23. Present a marketing plan
24. Display a balance sheet or prices over time of small grains
25. Show how production costs are determined
26. Exhibit related to careers related to crops
27. Plant press
28. Any other item not listed, related to project, & identify
29. Project Activity Guide
20. Item for Sale, See page 21

**Class 1B – Independent Study**

**Lot #**

- 1-10. Up to ten unlike items related to project
11. Item for Sale, See page 21

**Grand Champion Crop Science Award sponsored by Cliff Allen**

**Class 2 – 4-H Gardening Projects**

**Class 2A – Vegetable Garden**

**Lot #**

- 1-101. Any lot number under **Section H – Open Class Garden**. List lot number and name.
102. Item for Sale, See page 21

**Class 2B – Level A, See them Sprout**

**Lot #**

1. Dish/container garden
2. Flower arrangement
3. Educational display
4. Any other item not listed, related to project & identify
5. Project Activity Guide
6. Item for Sale, See page 21

**Class 2C – Level B, Let's Get Growing**

**Lot #**

1. Terrarium
2. Hydroponically grown plant
3. Flower arrangement
4. Educational display
5. Any other item not listed, related to project, & identify
6. Project Activity Guide
7. Item for Sale, See page 21

**Class 2D – Level C, Take Your Pick**

**Lot #**

1. Plant experiment
2. Careers in horticulture
3. Analyzing landscape
4. Flower arrangement
5. Educational display

6. Any other item not listed, related to project, & identify
7. Project Activity Guide
8. Item for Sale, See page 21

**Class 2E – Level D, Growing Profits**

**Lot #**

1. Intercropping
2. Drawing and/or pictures of Double your Crops
3. Garden in Your Computer
4. Educational Display
5. Any other item not listed, related to project, & identify
6. Project Activity Guide
7. Item for Sale, See page 21

**Class 2E – Independent Study**

**Lot #**

- 1-10. Up to ten unlike items related to project
11. Item for Sale, See page 21

**Class 2F – Flower Garden**

**Lot #**

- 1-108. Any lot number under **Section F – Open Class Floral**. List lot number and name.
107. Item for Sale, See page 21

**Grand Champion Gardening Award sponsored by Margaret Scoles**

**Reserve Grand Champion Gardening Award sponsored by the Powder River County Fair**

**Class 3 – 4-H Range Science Management**

**Class 3A – Level 1**

**Lot #**

1. Poster showing the stages of succession or illustrating the water cycle
2. An educational display related to what you have learned about rangelands.
3. An educational display related to what you have learned about the different plants and animals that live on rangelands.
4. An educational display showing different uses of rangelands or the web of life on rangelands.
5. Profile of a rancher or other range user.
6. Educational display showing the three main kinds of land in Montana and the kinds of life and activity each supports.
7. Educational display showing the four major kinds of plants and how they differ from each other.
8. Combination Project manual/Plant Anatomy Reference Book.
9. Any other item not listed, related to project, & identify
10. Item for Sale, See page 21

**Class 3B – Independent Study**

**Lot #**

- 1-10. Up to ten unlike items related to project
11. Item for Sale, See page 21

**Grand Champion Range Science Management Award sponsored by the Powder River County Fair**

**Class 4 – 4-H Weed Science**

**Class 4A – Level 1**

**Lot #**

1. Display illustrating crops grown in Montana and products made in Montana from those crops
2. Display showing different ways weed seeds spread to new locations
3. Plant press created in project
4. Display of pressed plants and/or photos you have taken illustrating the following terms: weeds and native, non-native, invasive and noxious plants
5. Chart showing the exponential growth of a knapweed plant
6. Display that illustrates the effects of erosion
7. Any other item not listed, related to project & identify
8. Project Activity Guide
9. Item for Sale, See page 21

**Class 4B – Weeds on the Move**

**Lot #**

1. Collection of 18 weeds, properly mounted and identified (No duplication of Unit 1)
2. A map of your ranch, an adjoining ranch, roadside, block or area in which you live showing patches of problem weeds

3. Record with specific details of an observance of spraying a patch of weeds
4. Short story telling “How I Would Control a Patch of Perennial Weeds”
5. Notebook or display on weed options you have chosen
6. Project Activity Guide
7. Any other item not listed, related to project & identify
8. Item for Sale, See page 21

**Class 4C – Weed-n-Seed**

**Lot #**

1. Collection of 20 weeds, properly mounted and identified, (No duplication of Unit 1 or 2)
2. Sample of five different crop seeds, with a sample of 3 kinds of weed seeds that are commonly found in each of them for a total of 15 weed seeds (don't duplicated weed seeds)
3. Notebook and/or records or display on weed option you have chosen
4. Project Activity Guide
5. Any other item not listed, related to project & identify
6. Item for Sale, See page 21

**Class 4D – Independent Study**

**Lot #**

- 1-10. Up to ten unlike items related to project
11. Item for Sale, See page 21

**Grand Champion Weed Science Award sponsored by Tammy Van Tine**

**SECTION R: 4-H  
COMMUNICATIONS &  
EXPRESSIVE ARTS**

**Grand Champion Cowboy Poetry  
Award sponsored by  
Jacy Collins & Emma Isaacs**

**Unit 2**

***Class 1 – 4-H Cowboy Poetry***

***Class 2 – 4-H Leathercraft***

To exhibit in this category, you must be currently enrolled in 4-H Cowboy Poetry project. There is only one level in this project, and it is self-paced.

Each article in the class must be entered under a separate lot number. No pre-stamped leather is allowed. Please identify if items are made from kits.

**Lot #**

1. A poster showing what you have learned about cowboy poetry
2. Display of at least 3 original poems written by you during the current year
3. An educational display related to what you have learned about rhyme schemes or meter
4. An educational display about some of the classic cowboy poets.
5. An educational display about Western Culture or history, especially about your local area
6. Display of examples of cowboy poetry you have found in your local library
7. A photo story of your participation in a cowboy poetry gathering
8. A photo story showing you teaching others to write and recite their own original poetry
9. Any educational display related to what you have learned in this project.
10. Item for Sale, See page 21

**Unit 1**

**Lot #**

1. Poster or electronic media discussing the history of leather working.
2. Poster or display or different types of leather, where they come from, advantages and disadvantages, and uses.
3. Poster or display of tools used for leather working.
4. Book marker.
5. Coasters or rounders; set of four.
6. Article that was not pre-cut.
7. Article with lacing.
8. Article with lacing.
9. Article with lacing.
10. Article with lacing.
11. Any other item not listed & identify.
12. Any other item not listed & identify.
13. Any other item not listed & identify.
14. Project Activity Guide
15. Item for Sale, See page 21

**Lot #**

16. Display of different ways to decorate leather.
17. Tooled, laced article, pre-cut.
18. Tooled, laced article, not pre-cut
19. Article with figure carved, not pre-cut.
20. Article of soft leather (no kits).
21. Article using filigree.
22. Any other item not listed & identify.
23. Any other item not listed & identify.
24. Any other item not listed & identify.
25. Project Activity Guide
26. Item for Sale, See page 21

**Unit 3**

**Lot #**

27. Article with inverted carving techniques
28. Dyed article (no solid dyeing or shading techniques)
29. Article with lining
30. Hand-stitched article
31. Molded or shaped article
32. Any other item not listed & identify
33. Any other item not listed & identify
34. Any other item not listed & identify
35. Item for Sale, See page 21

**Unit 4**

**Lot #**

- 36. Figure-carved article (no pictures)
- 37. Item using filigree
- 38. Embossed item
- 39. Dyed item (no solid color dyeing or color shading)
- 40. Any other item not listed & identify
- 41. Any other item not listed & identify
- 42. Any other item not listed & identify
- 43. Item for Sale, See page 21

**Unit 5**

**Lot #**

- 44. Solid color dyed article
- 45. Block dyed article
- 46. Shade dyed article
- 47. Any other item not listed & identify
- 48. Any other item not listed & identify
- 49. Any other item not listed & identify
- 50. Item for Sale, See page 21

**Unit 6**

**Lot #**

- 51. Figure carved scene
- 52. Figure carved portrait
- 53. Figure carved scene, dyed
- 54. Figure carved portrait, dyed
- 55. Any other item not listed & identify
- 56. Any other item not listed & identify
- 57. Any other item not listed & identify
- 58. Item for Sale, See page 21

**Unit 7**

**Lot #**

- 59. Saddle from a kit
- 60. Rebuilt saddle
- 61. Custom built saddle
- 62. Any other item not listed & identify
- 63. Any other item not listed & identify
- 64. Any other item not listed & identify
- 65. Item for Sale, See page 21

**Unit 8**

**Lot #**

- 66. Item or set using creative stamping
- 67. Stamped belt
- 68. Picture using creative stamping
- 69. Any other item not listed & identify
- 70. Any other item not listed & identify
- 71. Any other item not listed & identify
- 72. Item for Sale, See page 21

**Unit 9**

**Lot #**

- 73. Braided article
- 74. Sculpted article
- 75. Expanded article
- 76. Collage or other art form
- 77. Any other item not listed & identify
- 78. Any other item not listed & identify
- 79. Any other item not listed & identify
- 80. Item for Sale, See page 21

**Unit 10**

**Lot #**

- 81. One completed article or garment made by sewing leather (Basic sewing skills are required)
- 82. Any other item not listed & identify
- 83. Any other item not listed & identify
- 84. Any other item not listed & identify
- 85. Item for Sale, See page 21

**Unit 11 – Independent Study**

**Lot #**

- 70-79. Up to ten unlike items
- 80. Item for Sale, See page 21

**General Leathercraft**

Open to any member enrolled in a unit of Leathercraft. You must enter an item in a Unit before entering in general.

**Lot #**

- 71. Any item made from leather
- 72. Any item made from leather
- 73. Any item made from leather

**Grand Champion Leathercraft award sponsored by Kelly & Stacie Ostendorf**

**Reserve Grand Champion Leathercraft award sponsored by Larry & Dawn Draine**

### **Class 3 – 4-H Photography**

#### **Hints on preparing Fair Entries for the photography project**

Keep the mount of poster board absolutely clean. Mount the same lot numbers on the same poster board. (Example: If you enter in three lots, you'll need three pieces of poster board.) When a lot number calls for more than one picture, the pictures should be mounted on one piece of poster board.

Titles should be as neat as possible. Do your titling on lightly ruled lines which can be erased later.

Suggested mounting materials are rolled scotch tape, double stick tape, or rubber cement on the photo backs. If you use rubber cement, be sure to coat both surfaces and allow time for the cement extending beyond the picture to dry, then it will rub off.

Be sure the poster board you use for mounting is heavy enough. Suggested matting for the photos may be cut from matt board or construction paper. Matting isn't required but helps in cropping photos and presentation.

#### **Class 3A – Photography Basics, Level 1**

##### **Lot #**

1. Two pictures-one in landscape and one in portrait of the same subject
2. Two or more pictures showing how to keep a phot steady and level

3. Two or more photos of the same subject taken in different lighting
4. One photo where lighting creates a "mood"
5. A series of photos showing interesting shadows
6. Photo with sidelight from a window
7. Series of photos showing lighting-front, back, side, top
8. Photo or series of photos showing subject with and without flash
9. Series of landscape photos
10. Two photos of same subject-one with subject in foreground, one with subject in background
11. Photo with an obvious focal point
12. Three photos from different distances
13. One or more close-up photos
14. Photos demonstrating clutter-removal-before and after
15. Series of photos showing bird's eye or bug's eye point of view
16. One or more trick photos done through placement of subject
17. Display of one or more selfies
18. One or more photos of people
19. One or more photos of animals
20. One or more photos of buildings
21. One or more photos of landscapes
22. Photo story-series of photos that tell a story

23. One or more black and white photos that show texture, shape, contrast, and composition
24. One 8x10 or 5x7 enlargement mounted of your best picture in terms of composition, human interest, appeal, and quality
25. Display of "problem" pictures with description of how you could have made each picture better using the photo scorecard
26. Photo slideshow no longer than 5 minutes in length, with or without music
27. Project Activity Guide
28. Item for Sale, See page 21

#### **Class 3B – Next Level Photography, Level 2**

##### **Lot #**

29. Display showing different parts of your camera
30. Series of photos showing use of different lenses
31. One or more photos showing use of lens filters
32. One or more photos where light is used to create a mood
33. One or more photos making good use of reflections
34. One or more photos showing skill in use of the flash
35. One or more photos showing skill in use of natural light
36. One or more photos showing strong use of the "rule of thirds"
37. One or more photos showing the use of the "golden triangle"

38. One or more photos showing the use of the “golden rectangle”
39. One or more photos showing different point of view or perspective
40. One or more photos where positive and negative space changes the composition of the photo
41. One or more candid photos
42. One or more close-up photos of ordinary items
43. One or more panoramic photos
44. One or more photos showing use of color to create warm, cool, monochromatic, contrasting or complementary photos
45. One or more photos that inform, educate or persuade
46. Photos or poster educating viewers on some aspect of photography
47. Display of “problem” pictures with description of how you could have made each picture better using the photo scorecard
48. Photo slideshow no longer than 5 minutes in length, with or without music
49. Project Activity Guide
50. Item for Sale, See page 21

**Class 3C – Mastering Photography, Level 3**

**Lot #**

51. Series of photos showing different shutter speeds (please mark clearly)

52. Series of photos showing different apertures (please mark clearly)
53. Series of photos showing use of aperture or shutter speed to stop motion in a photo
54. One or more photos showing depth of field as affected by aperture settings
55. One or more photos taken in low light
56. One or more photos taken in low light with a long exposure
57. One or more photos showing overexposed, underexposed, and corrected lighting
58. One or more silhouette photos
59. One or more photos showing framing
60. One or more photos showing strong elements of composition
61. One or more photos using angles to frame the subject
62. One or more photos that create a strong line in the photo
63. One or more photos that demonstrates harmony by using the rule of thirds
64. One or more photos that create discordance
65. One or more still life photos
66. One or more formal portraits of people
67. One or more informal portraits of people
68. One or more photos showing shapes, textures or patterns
69. One or more photos showing symmetry and asymmetry
70. One or more action photos

71. One or more underwater photos
72. One or more astrophotos (moon, stars, planets)
73. One or more infrared photos
74. Display showing the concept of joiners
75. Display of “problem” pictures with description of how you could have made each picture better using the photo scorecard
76. Photo story
77. Photo slideshow no longer than 5 minutes in length, with or without music
78. Project Activity Guide
79. Item for Sale, See page 21

**Class 3D – Videography-Movie Magic, Level 4**

**Lot #**

80. Short Movie, 1-2 minutes
81. Long Movie, 5 minutes
82. Public Service Announcement
83. Storyboard and/or script for film production
84. Podcast of Video created
85. Research on topic for film creation
86. Filmed interviews on topic for film creation
87. Project Activity Guide
88. Item for Sale, See page 21

**Class 3E – Independent Study**

**Lot #**

- 89-98. Up to ten unlike items pertaining to project
99. Item for Sale, See page 21

**Class 3F – General Photography**

Open to any member enrolled in a photography unit. You must enter an item in a Unit before entering in general.

**Lot #**

- 100. Three photos using a desk or photo lamp
- 101. Four pictures using imagination or results of an experiment with motion, trick pictures, etc.
- 102. Educational display or poster
- 103. Portrait with a frame
- 104. Large photo, framed, at least 5 x 7"
- 105. One or more pictures used for home decoration
- 106. One or more photos showing before and after computer enhancement
- 107. One or more photos showing before and after computer touchup
- 108. Two pictures of value contrast (light and dark), one of little contrast and one of much contrast
- 109. Forced Perspective
- 110. Free Choice

**Grand Champion Photography award sponsored by Noble Law Firm**

**Reserve Grand Champion Photography award sponsored by AgWest Farm Credit**

**Class 4 – 4-H Visual Arts**

**Class 4A – Arts and Crafts**

**Lot #**

- 1. Article made in cutting and pasting
- 2. Article made in drawing
- 3. Article made in painting
- 4. Article made in sculpting
- 5. Article made in printing
- 6. Article made in fiber
- 7. Article made in 3-D construction
- 8. Poster related to project
- 9. Display related to project
- 10. Any other item not listed, related to project, identify
- 11. Project Activity Guide
- 12. Item for Sale, See page 21

**Class 4B – Drawing, Fiber, and Sculpture**

**Unit 1 - Drawing**

**Lot #**

- 1. Continuous line and contour drawing
- 2. Drawing using shading techniques
- 3. Perspective drawing
- 4. Two drawings on different paper types
- 5. Drawing using colored pencils
- 6. Drawing using pen and ink
- 7. Artwork containing Calligraphy
- 8. Cartoon drawing
- 9. Create a Sketchbook
- 10. Any other item related to project, identify
- 11. Project Activity Guide
- 12. Item for Sale, See page 21

**Unit 2 - Fiber Art**

**Lot #**

- 13. Item appliqued using felting wool
- 14. Item using cotton linter
- 15. Artwork using the batik method
- 16. Item created using a lap loom
- 17. Woven item created using an Inkle Loom
- 18. Naturally dyed item
- 19. Patchwork item created using symmetry
- 20. Create a Sketchbook
- 21. Any other item related to project, identify
- 22. Project Activity Guide
- 23. Item for Sale, See page 21

**Unit 3 - Sculpting**

**Lot #**

- 24. Creative container
- 25. Clay head
- 26. Mask
- 27. Box Sculpture
- 28. Cardboard Sculpture
- 29. Floral Sculpting
- 30. Carving
- 31. Mobile
- 32. Create a Sketchbook
- 33. Any other item related to project, identify
- 34. Project Activity Guide
- 35. Item for Sale, See page 21

**Class 4C – Painting, Printing, and Graphic Design**

**Unit 1 - Painting**

**Lot #**

- 1. Impasto
- 2. Scumbling
- 3. Self Portrait
- 4. Sand Painting

5. Abstract Painting
6. Acrylic Painting
7. Encaustic Painting
8. Oil Painting using perspective technique
9. Painting conveying action
10. Painting done with painting knives
11. Watercolor painting
12. Portfolio you made
13. An item printed using one special printing technique learned in project book
14. Any other item related to project, identify
15. Project Activity Guide
16. Item for Sale, See page 21

**Unit 2 – Printing**

**Lot #**

17. Blueprint art
18. Print block used for wax resist painting
19. Collagraph block
20. Etched plexiglass picture
21. Personal stamp
22. Photo printed from a hand-drawn photographic negative on frosted acetate
23. Relief print as a result from linoleum block you made
24. Set of three or more monoprints using different fabrics and/or paper for each print
25. Stamp made from an inner tube tire
26. An item printed using one special printing technique learned in project book
27. Any other item related to project, identify
28. Project Activity Guide
29. Item for Sale, See page 21

**Unit 3 - Graphic Design**

**Lot #**

30. An image created where positive vs negative was used mounted on black board with a cover sheet
31. Display of two or more experiments on one design using different colors on each experiment to create a different appearance of each
32. Self-portrait you created using photo editing
33. Design you created using typography
34. Portfolio you created of advertisements, shopping bags, labels and hand tags that demonstrate the elements and principles of design
35. A print as a result of a graphic design you created using a computer
36. Create a CD/DVD label
37. An image demonstrating optical illusions
38. An item printed using one special printing technique learned in project book
39. Any other item related to project, identify
40. Project Activity Guide
41. Item for Sale, See page 21

**Class 4D – Visual Arts Independent Study**

**Lot #**

- 1-10. Up to ten unlike items related to project, identify
11. Project Activity Guide
12. Item for Sale, See page 21

**Class 4E – Scrapbooking**

**Lot #**

1. Display of with research scrapbook materials and ideas
2. Display of tools and supplies for scrapbooking
3. Exhibit showing how cropping enhances photos for scrapbooking
4. Exhibit displaying properly mounted photos
5. Exhibit related to choosing photos to preserve
6. Scrapbook page(s) that show mounting photos creatively
7. Scrapbook page(s) that highlights using embellishments
8. Scrapbook page(s) that show journaling as a scrapbooking technique
9. Scrapbook page(s) that show background techniques or treatments
10. Research display of three different companies for digital scrapbooking
11. Digital scrapbook with a central theme
12. Digital scrapbook
13. Scrapbook using a central theme
14. Scrapbook showing a variety of techniques
15. Craft made based on scrapbook techniques
16. Framed scrapbook page
17. Any other item
18. Any other item
19. Any other item

- 20. Project Activity Guide
- 21. Item for Sale, See page 21

**Class 4F – Scrapbooking,  
Independent Study**

**Lot #**

- 1-10. Up to ten unlike items related to project, identify
- 11. Project Activity Guide
- 12. Item for Sale, See page 21

**Grand Champion Visual Arts award sponsored by Corey & Diana Swenson**

**Reserve Grand Champion Visual Arts Award sponsored by Irish Backhoe & Trenching**

**SECTION S: 4-H LEADERSHIP & PERSONAL DEVELOPMENT**

**Class 1 – 4-H Citizenship**

**Class 1A – Navigating Citizenship**

**Lot #**

- 1. Journal created from activities in Navigating Citizenship
- 2. Create a diorama depicting the three branches of government
- 3. Create an advertisement
- 4. Write a letter to the editor
- 5. Create a visual representation of “one person, one vote”
- 6. Write a lobbying plan
- 7. Design a seal and a flag
- 8. Plan a service-learning project with a tribal organization
- 9. Create a book of careers
- 10. Write a bill
- 11. Complete Kids Voting Activities

- 12. Make a video related to project
- 13. Poster related to project
- 14. Display related to project
- 15. Any other item not listed, related to project, identify
- 16. Project Activity Guide
- 17. Item for Sale, See page 21

**Class 1B – Global Citizenship**

**Lot #**

- 1. Poster of trips abroad
- 2. Power Point of trips abroad
- 3. Videos of trips abroad
- 4. Presentation related to project
- 5. Display related to project
- 6. Any other item not listed, related to project, identify
- 7. Project Activity Guide
- 8. Item for Sale, See page 21

**Class 1C – Independent Study**

**Lot #**

- 1-10. Up to ten unlike items related to project
- 11. Item for Sale, See page 21

**Grand Champion Citizenship award sponsored by John & Julie Riley**

**Class 2 – 4-H Leadership**

**Lot #**

- 1-6. Up to ten unlike items pertaining to project, containing information on what you have accomplished in your project and what you’ve learned.
- 7. Item for Sale, See page 21

**Grand Champion Leadership Award sponsored by the Kyle & Teri Lindberg**

**Reserve Grand Champion Leadership Award sponsored by the Powder River County Fair**

**SECTION T: 4-H FOODS & NUTRITION**

**Class 1 – 4-H Cake Decorating**

**Class 1A – Cake Decorating, Level 1**

For Fair entries, cake will be used when indicated. When cake is not specifically indicated, foam cake forms can be used.

**Lot #**

- 1. Cake decorating notebook with pictures/diagrams of cakes, learning and record of expenses
- 2. A level baked cake
- 3. Single layer cake
- 4. Cut up cake
- 5. Cake in a specialty pan
- 6. Smoothly frosted one-level cake
- 7. Cake or cupcake decorated with stars, flowers and leaves
- 8. Cake decorated with borders
- 9. Cake or cupcake decorated with writing
- 10. Cake featuring any combination of star, pullout star, shell with star tip, shell with writing tip (beads), rosette, star puff, “c” motion, zig-zag, dots and leaf

11. Cake or cupcake featuring leaves – plain leaf, stand up leaf, ruffled leaf, holly
12. Cake or cupcake featuring flowers – drop flowers (squeeze stars or swirl), free hand, rosette, star, variety, rosebud, sweet pea
13. Cake or cupcake featuring lettering – dots, fill in line with dots or lines, printing or script
14. Cake or cupcake featuring any combination of combing, grass, fur or hair, outline or fill-in, paper pattern, stencil applications, or sugar mold
15. Foam form featuring any combination of level one cake-decorating skills
16. Any other item using level one cake-decorating skills
17. Any other item using level one cake-decorating skills
18. Any other item using level one cake-decorating skills
19. Any other item related to cake decorating
20. Any other item related to cake decorating
21. Project Activity Guide
22. Item for Sale, See page 21

**Class 1B – Cake Decorating,  
Level 2**

**Lot #**

1. Cake decorating notebook with pictures/diagrams of cakes, learning and record of expenses
2. A baked, prepared level cake decorated using at least five level two cake-decorating skills

3. A prepared cut up cake decorated using at least five level two cake-decorating skills
4. A cake made in a specialty pan – decorated using appropriate skills
5. Decorated one-level cake using at least five level two cake-decorating skills
6. Decorated two-level cake using at least five level two cake-decorating skills
7. Decorated cake featuring brush striping or spatula striping, and at least four other level two cake decorating skills
8. Cake decorated using at least five borders and side decorations
9. Cake decorated using combination of level two five borders, leaves and flowers, special effects
10. Sugar mold (Easter Egg, ball or bell) with decorating skills from level two
11. Foam form featuring any combination of level two cake-decorating skills
12. Any other item using level two cake-decorating skills
13. Any other item using level two cake-decorating skills
14. Any other item using level two cake-decorating skills
15. Any other item related to cake decorating
16. Any other item related to cake decorating
17. Project Activity Guide
18. Item for Sale, See page 21

**Class 1C – Cake Decorating,  
Level 3**

**Lot #**

1. Cake decorating notebook with pictures/diagrams of cakes, learning and record of expenses
2. A frosted, assembled and decorated stacked-tiered cake for a wedding (on either cake or foam)
3. Example (either diagram or photograph) of how to disassemble and cut a stacked or tiered cake
4. A baked, level, stacked cake featuring at least four skills from level three cake decorating
5. An exhibit (on either cake or foam) that features side decorating or drop string work, flowers, figure piping, deep color effects, painting – specify buttercream or royal frosting, and any other level three cake-decorating skills
6. An exhibit (on either cake or foam) that features at least three of the following borders and side decorations: basket weave, bow trimmed strings, crown, drop strings, Lambeth method, fleur-de-lis, flower and vine, ribbon and ball fringe, ribbon swag, shirred ribbon and shell, string lace, triple drop strings, zig-zag garland AND at least three of nail flowers.
7. An exhibit (on either cake or foam) combining borders,

flowers, special effects, lettering

8. An exhibit (on either cake or foam) that features any combination of Austrian lace, chocolate molding flowers or leaves, cooked or rolled fondant, gum paste, marzipan, pulled sugars or wires with assorted decorations attached.
9. Foam form featuring any combination of level three cake-decorating skills
10. Any other item using level three cake-decorating skills
11. Any other item using level three cake-decorating skills
12. Any other item using level three cake-decorating skills
13. Any other item related to cake decorating
14. Any other item related to cake decorating
15. Project Activity Guide
16. Item for Sale, See page 21

**Class 1D – Cake Decorating, Level 4**

**Lot #**

- 1-10. Up to ten unlike items related to project
11. Item for Sale, See page 21

**Class 1E – Independent Study, Cake Decorating**

**Lot #**

- 1-10. Up to ten unlike items related to project
11. Item for Sale, See page 21

**Grand Champion Cake Decorating Award sponsored by Jim & Kathy Bowers Family**

**Reserve Grand Champion Cake Decorating Award sponsored by Mueller Land & Livestock**

***Class 2 – 4-H Cooking***

4-H’ers can exhibit foods only in the project they are currently enrolled. General 4-H Foods is open to all food members.

Cookies, bars, candies, rolls, muffins, and doughnuts must be exhibited in a plastic bag on a meat tray. The exhibitor’s tag should be securely attached to the OUTSIDE of the bag. Meat trays are available at the Extension Office or at the Fairbarn on Fair Days.

All other foods should be exhibited in plastic bags and twist-tied shut. Meat trays of appropriate size should be used when needed to support the food exhibited. Age of participant and Junior and Senior division should be stated on exhibit tag.

Use standard size loaf pans, unless otherwise stated.

Pies must be exhibited in disposable pie pans. These should be 8” in size.

Each 4-H member must make his or her own exhibit. Members of the same family should make individual exhibits, rather than using the same one.

All foods shall be made from “scratch” unless otherwise stated.

Products may be frozen to keep for the Fair but must be thawed thoroughly before entering.

Enter the correct number of items; only one entry per lot number.

All foods will be judged by the standards found in the 4-H food project manuals.

**Class 2A – Cooking 101**

**Lot #**

1. 1 cup hot cocoa mix in container
2. 3 cereal bars, granola bars or no bake cookies
3. 1 small plate Mexican Layered Dip
4. 1 pocket sandwich
5. 1 cup snack mix
6. 1 cup applesauce
7. 1 cup salsa
8. 3 slices French Toast
9. 1 cup chili
10. 3 muffins, from scratch, no paper liners
11. 1 8x8 pan of cornbread, from scratch
12. 3 drop biscuits from scratch
13. 1- 8x8 pan coffeecake, fruit jumble or fruit crisp
14. 3 pancakes
15. 3 brownies made from scratch
16. 3 cookies
17. 1 8x8 cake made from scratch
18. Poster related to project
19. Display related to project
20. Project Activity Guide
21. Any other item not listed, related to project & identify
22. Item for Sale, See page 21

**Class 2B – Cooking 201**

**Lot #**

1. 1 cup fruit compote
2. 1 vegetable dish
3. 1 cup peach salsa
4. 1 loaf nut bread
5. 3 cheese muffins from scratch, no paper liners
6. 3 rolled biscuits from scratch
7. 2 scones from scratch
8. 2 peach dumplings
9. 1- 9x9 snack cake
10. 1- 8x8 funny cake
11. 3 snickerdoodles
12. Poster related to project
13. Display related to project
14. Project Activity Guide
15. Any other item, not listed, related to project & identify
16. Item for Sale, See page 21

**Class 2C – Cooking 301**

**Lot #**

1. 1 loaf yeast bread
2. 3 yeast rolls
3. 1 tea ring
4. 1 small pizza
5. 2 soft pretzels
6. 1 waffle from scratch
7. 1 cup homemade granola
8. 3 breakfast cookies
9. 1 small salad
10. 1 cup fruit topping
11. 1 cheese ball
12. 1-layer, unfrosted cake
13. Poster related to project
14. Display related to project
15. Project Activity Guide
16. Any other item not listed, related to project & identify
17. Item for Sale, See page 21

**Class 2D – Cooking 401**

**Lot #**

1. Display of herbs, fresh, frozen or dried and uses
2. Food item that relies on an herb or spice as a dominant flavor
3. Meal plan/menu for celebration
4. Party-planning or celebration checklist
5. Complete meal plan or celebration plan – menu, shopping, decoration list, timeline, checklist
6. Exhibit related to grains – production, nutrition, etc.
7. Flatbread
8. Pita bread
9. Chapatti or Roti
10. Focaccia
11. Rye bread
12. French
13. Oatmeal bread
14. English muffins
15. Grits
16. Tabbouleh
17. Couscous dish
18. Exhibit related to production or nutrition of fruits
19. Fruit dip
20. Fruits and fruit dips
21. Green salad featuring fruit
22. Exhibit related to production or nutrition of vegetables
23. Dish featuring potatoes as main ingredient
24. Scalloped potatoes
25. Au Gratin Potatoes
26. Twice baked potatoes

27. Exhibit related to stir-fry techniques and/or equipment
28. Basic stir-fried vegetables
29. Spinach quiche
30. Exhibit related to cooking methods for meats and protein foods
31. Roast beef
32. Marinated Roast beef
33. Roast pork
34. Roast pork featuring herbs, spices or glaze
35. Roast ham
36. Roast poultry
37. Oven barbecue chicken
38. Roast lamb
39. Oven-fried fish
40. Cut of meat prepared using three different cooking methods
41. Italian beef
42. Beef stew
43. Chicken stew
44. Exhibit related to dried beans and peas production or nutrition
45. Black bean soup
46. White chili
47. Red beans and rice
48. Sweet baked beans
49. Hummus
50. Tex Mex Bean Salad
51. Exhibit related to dairy products nutrition or production
52. Ice cream in a bag
53. No cook ice cream
54. Cooked custard ice cream
55. Custard
56. Vanilla pudding
57. Tapioca pudding

58. Crème Brule
59. Flan
60. Exhibit related to the science of candy making
61. Chocolate fudge
62. Caramels
63. Toffee
64. Microwave marshmallow fudge
65. Microwave peanut brittle
66. Exhibit related to pastry-making techniques
67. Pie crust
68. Whole wheat pie crust
69. Tart crusts
70. Oil pastry
71. Graham cracker pie crust baked
72. Graham cracker pie crust unbaked
73. Meringue pie
74. Apple pie
75. Cherry pie
76. Peach pie
77. Strawberry pie
78. Fruit turnovers
79. Cream pie
80. Lemon meringue pie
81. Pumpkin pie
82. Custard pie
83. Angel food cake
84. Sponge cake
85. Chiffon cake
86. Fluffy icing
87. Any item related to project
88. Any item related to project
89. Any item related to project
90. Project Activity Guide
91. Item for Sale, See page 21

### Class 2E – General Cooking

Open to all 4-H members who are enrolled in a unit of foods. You must enter an item in a Unit before entering in general. Enter the correct number of items.

#### Lot #

1. Decorated cake (judged on decoration: bottom can be false)
2. White bread loaf, 4x9x4", large tray
3. Fudge, 6 pieces, small tray
4. White 2-layer frosted cake, 8" or 9" layers, ½ of whole cake, large tray
5. Cut out cookies, 3, small tray
6. Brownies, 3, small tray
7. Coconut macaroon cookies, 3, small tray
8. Mints, 6, small tray
9. Fruit leather, 6 small pieces, small tray
10. Fruit pie, 8", identify
11. Cake doughnuts, 3, small tray, identify
12. Unfrosted angel food cake, ¼ of cake, large tray
13. Zucchini bread, loaf 4x9x4", large tray
14. 100% whole wheat bread loaf, 4x9x4", with recipe, large tray
15. Chokecherry jelly
16. Beet pickles
17. Green beans
18. Jelly
19. Jam
20. Bread & Butter pickles
21. Canned fruit, any choice
22. Filled cookies
23. Decorated cookies
24. Pecan pie

25. Bran muffins
26. Caramels
27. Peanut Brittle
28. Popcorn balls
29. Novelty cake designed from cut-pieces
30. Decorated cake, showing some tube skill
31. Any other item not listed, related to project & identify

**Grand Champion Cooking Award sponsored by Krista's Kitchen**

**Reserve Grand Champion Cooking Award sponsored by Grant's Hardware**

### Class 3 – 4-H Baking

#### Class 3A – Baking 1

#### Lot #

1. Meal plan using MyPlate
2. Daily menu with ½ whole grains
3. Educational display or poster showing kitchen safety
4. Educational display demonstrating measuring techniques
5. Display or poster showing basic kitchen equipment
6. Baking powder biscuits
7. Plain muffins, 4
8. Cornmeal muffins, 4
9. Pancake
10. Peanut Butter pancake
11. Sugar cookies, 4
12. Chocolate chip cookies, 4
13. Chocolate drop cookies, 4
14. Oatmeal cookies, 4
15. Peanut butter cookies, 4

16. Display detailing citizenship or leadership with the baking project
17. Display related to careers in baking
18. Any other item not listed, related to project & identify
19. Project Activity Guide
20. Item for Sale, See page 21

**Class 3B – Baking 2**

**Lot #**

1. Meal plan or project using MyPlate
2. Daily menu with ½ whole grains
3. Display related to common baking products
4. Display related to baking equipment
5. Nut bread, 1 loaf
6. Banana nut bread, 1 loaf
7. Zucchini bread, 1 loaf
8. Any quick bread, 1 loaf
9. Coffeecake
10. Fruit filled coffee cake
11. Heritage cookie from another country, 4
12. Bar cookies, 4
13. Drop cookies, 4
14. Refrigerator cookies, 4
15. Pressed cookies, 4
16. Rolled cookies, 4
17. Molded cookies, 4
18. Filled cookies, 4
19. Shaped cookies, 4
20. Brownies, 4
21. Chocolate chip applesauce brownies, 4
22. Cranberry granola bars, 4
23. Butterscotch bars, 4
24. Jam thumbprint cookies, 4
25. Peanut butter blossom cookies, 4

26. Brown sugar nut rounds, 4
27. Gingerbread
28. Cornbread
29. Exhibit related to science of baking
30. Display related to careers in baking
31. Display detailing citizenship or leadership with the baking project
32. Any other item not listed, related to project, & identify
33. Project Activity Guide
34. Item for Sale, See page 21

**Class 3C – Baking 3**

**Lot #**

1. Meal plan or project using MyPlate
2. Daily menu with ½ whole grains
3. Exhibit related to history of bread
4. Exhibit related to bread of different countries
5. Fast French bread
6. Basic yeast roll dough
7. Refrigerator dough
8. Quick white bread, 1 loaf
9. Whole-wheat bread, 1 loaf
10. Dakota bread, 1 loaf
11. Cool-rise white bread, 1 loaf
12. Breadsticks, 4
13. Teddy Bear bread
14. Animal bread
15. Display related to science of bread baking
16. Display related to equipment for bread baking
17. Microwave casserole bread
18. Microwave English muffin bread, 1 loaf
19. White bread made in bread machine, 1 loaf

20. Whole-wheat bread in bread machine, 1 loaf
21. Display detailing citizenship or leadership with the baking project
22. Any other item not listed, related to project, & identify
23. Project Activity Book
24. Item for Sale, See page 21

**Class 3E – Baking 4**

**Lot #**

1. Meal plan or project using MyPlate
2. Daily menu with ½ whole grains
3. Exhibit related to cake science
4. Yellow cake from scratch
5. Sponge cake from scratch
6. Uncooked butter frosting
7. Seven-minute frosting
8. Fudge frosting
9. Busy day oatmeal cake
10. One slice of cake from store bought mix and one from scratch, with written comparison
11. Display detailing citizenship or leadership with the baking project
12. Display on careers in food preparation, food science, or food microbiology
13. Interview of someone in baking field
14. Single pie crust
15. Set of pie crusts or pie crust “cookies” comparing different fats (shortening, butter, oil, margarine, lard), with written evaluation
16. Display related to viscosity of pie fillings

17. Display related to comparison of thickening agents (cornstarch, flour, tapioca, etc.)
18. Basic cream pie
19. Chocolate cream pie
20. Banana cream pie
21. Coconut cream pie
22. Lemon meringue pie
23. Any other cream pie
24. Pumpkin pie
25. Pecan pie
26. Any other custard pie
27. Apple pie
28. Canned cherry pie
29. Canned berry, peach or apricot pie
30. Fresh strawberry pie
31. Any other fruit pie
32. Traditional quiche
33. Reduced-cholesterol spinach quiche
34. Any other quiche
35. Apple turnovers
36. Empanadas any flavor
37. Empanadas several flavors
38. Results of comparison between homemade or store-bought baked item (time, taste, nutrition)
39. Exhibit related to science in Baking 4 project item(s)
40. Any other item not listed, related to project, & identify
41. Project Activity Guide
42. Item for Sale, See page 21

**Class 4 - 4-H Food Preservation**

**Lot #**

1. Exhibit related to importance of food preservation
2. Display detailing pH in foods and appropriate food preservation methods

3. Display of equipment for food preservation
4. Chart of foods you plan to preserve and when they are in season
5. Comparison of frozen apples or other fruit (treated and untreated)
6. Comparison of frozen beans or other vegetable (blanched and unblanched)
7. Applesauce made with boiling water canner
8. Jam made in boiling water canner
9. Any pickled vegetable in boiling water canner
- 10-12. Any food preserved through freezing
- 13-15. Any item made in boiling water canner
16. Display of leadership or citizenship activity related to project
17. Display of science related to food preservation
18. Display related to history of food preservation
19. Display of cost analysis of buying preserved food vs. preserving at home
20. Display related to microorganisms destroyed in various food preservation techniques
21. Any other item not listed, related to project, & identify
22. Project Activity Guide
23. Item for Sale, See page 21

**Grand Champion Baking Award sponsored by an Old Baker**

**Reserve Grand Champion Baking Award sponsored by Powder River County Fair**

**SECTION U: 4-H OTHER PROJECTS**

**Class 1 - Exploring 4-H**

This project is designed for beginning members. It gives them an opportunity to explore several projects. Members can select the units they would like to compete in.

**Exploring the Treasures of 4-H**

**Lot #**

1. Display your treasure box
2. Display your Travel Log
3. Scrapbook of 4-H information
4. Display your cards and your Happy Face or favorite things to do lists
5. Poster related to project
6. Any other item related to project, identify
7. Project Activity Guide
8. Item for Sale, See page 21

**Grand Champion Exploring 4-H Award sponsored by Powder River County Fair**

**Reserve Grand Champion Exploring 4-H Award sponsored by Powder River County Fair**

**Class 2 - 4-H Design Your Own**

**Lot #**

- 1-6. Up to six unlike entries demonstrating skills and knowledge

- 7. Project Activity Guide
- 8. Item for Sale, See page 21

**Grand Champion Design Your Own award sponsored by Tom & Ann Emmons**

**Reserve Grand Champion Design Your Own award sponsored by Powder River County Fair**

**SECTION V: CLOVERBUDS**

**Class 1 - Cloverbuds**

Open to any Cloverbud member. Youth will interview with a judge on Tuesday of the Fair. Participation ribbons will be awarded.

**Class 1A – Cloverbuds, Activity Book A**

**Lot #**

- 1. A Little Bit About Me page or collage
- 2. Create a Critter
- 3. Create Your Own Ant
- 4. Create a Habitat
- 5. Sidewalk Chalk
- 6. Puppet Creation
- 7. Sand Painting

- 8. Beanbag Socks
- 9. Graham Cracker Scram
- 10. Kitchen Safety
- 11. First Aid Kit
- 12. Build a Kazoo
- 13. Make a Constellation
- 14. Sink or Float Experiment Results
- 15. Leaf Collection
- 16. Vegetable Seedlings
- 17. Rain Gauge

**Class 1B – Cloverbuds Activity Book B**

**Lot #**

- 18. Animal Ears
- 19. Feathered Friends Bird Feeder
- 20. Nature Hike Journal
- 21. Secret Message and Reveal
- 22. Handmade musical instrument(s)
- 23. Straw Blown Painting
- 24. Quilt Square from Paper, Foam or Fabric
- 25. Fruity Milkshake
- 26. Five a Day Diary
- 27. Paper Airplane Experiment and Results
- 28. String Telephone
- 29. Handmade Kite
- 30. Nature Rubbings
- 31. Growing with Groundwater

- Terrarium
- 32. Seed Experiment

**Class 1C – Cloverbuds Activity Book C**

**Lot #**

- 33. Exhibit Related to Animal Tracks or Animal Tracks Worksheets
- 34. Build a Butterfly
- 35. Toad Abode
- 36. Homemade Playdough Sculpture
- 37. Exhibit Related to Miming
- 38. Mosaic
- 39. Tic-Tac-Toe Paper Weaving
- 40. Sundae
- 41. Family Flag
- 42. Balloon Rocket
- 43. Sound Vibrations Noisy Cup
- 44. Water and Oil Experiment and/or Results
- 45. Stalactite and Stalagmite Rock Formations Experiment
- 46. Ocean in a Bottle
- 47. Nature Scavenger Hunt Picture Drawings
- 48. Any other food item
- 49. Any other item
- 50. Any other item

# FRIDAY



**10:00 AM**

- LASER TAG & MORE OPENS
- FUN ON THE GO BLOWUPS OPEN
- WATERMELON EATING CONTEST
- NRA RODEO TIMED EVENT SLACK



**4:00-6:00 PM**

- FACEPAINTING BY POWDER RIVER RISING STARS



**6:00 PM**

- NRA RODEO MAIN EVENT



**8:30 PM**

- THE REEVES BROTHERS CONCERT – FAIRGROUNDS



# SATURDAY



**10:00 AM**

- LASER TAG & MORE OPENS
- FUN ON THE GO BLOWUPS OPEN



**11:00 AM**

- MONEY IN THE STRAW – SHOWRING



**NOON**

- FIREMAN'S BBQ



**1:00 PM**

- ICE CREAM EATING CONTEST



**4:00 PM**

- 4-H LIVESTOCK SALE



Website: [prco.mt.gov/Fair](http://prco.mt.gov/Fair)



Like us on Facebook  
Powder River County Fair



Follow us on Instagram  
@powderrivercountyfair



# PASTURE PRIME

## ROUND ROBIN

### Showmanship Event



NOMINATE  
SOMEONE \$20



GET OUT OF  
CONTEST \$30

★ JULY 25<sup>TH</sup> ★  
— AT 2:00 PM —



★★ ROUND ROBIN RULES APPLY ★★

★ MAKE YOUR NOMINATIONS  
ANYTIME BETWEEN  
TUESDAY, JULY 21<sup>ST</sup>  
AND NOON ON  
SATURDAY, JULY 25<sup>TH</sup>  
BY GOING TO THE FAIR OFFICE  
IN THE NORTH END OF FAIRBARN.

★ NOMINATED CONTESTANTS  
MAY  
"GET OUT OF CONTEST"  
ANYTIME AFTER BEING  
NOMINATED BY PAYING \$30.

★ Experience. Wisdom. Still Got It. ★