



# 4-H SEWS THE SEEDS OF SUCCESS

## Powder River County Fair Tuesday-Friday - JULY 25-28, 2023

### The 2023 Fairbook is dedicated to Annie & Leland (posthumously) Brimmer

Leland lived his first 3 years in the Hulett, WY area with his sister Joan and parents Glen and Margaret Brimmer. From there they moved to Ranch Creek, MT where his twin brothers were born. Leland attended rural school through the eighth grade (having his mother as his teacher all eight years) and graduated from Powder River County High School in 1961. He spent some time working in the hay fields in Nebraska and in his cousin's garage in Milwaukee. He also worked in the sawmill for Nichalsons' toward Hulett and for Meredith Shannon at Rocky Point (he later purchased that mill and moved it to the home place). He liked sawmill work, and he liked mechanics, however, when things started converting to metric it was frustrating to him. Because of his mechanical talents, he earned the title "The Community Fix It Man."

In 1965 he was called to serve his country with a tour of duty in Vietnam and summer camps in Barstow, California, telling his folks when he returned, he was home for good and he was.

Hilda Ann Simpson Brimmer (Annie to Powder River County residents) grew up on the family ranch NW of Moorcroft, WY, with my brother and three sisters. I attended rural schools in Campbell County and graduated from Moorcroft High School in 1963 as valedictorian of my class. I graduated from the University of Wyoming in 1967 with a BS degree in Home Economics Education. I was awarded a membership to the Home Economics honorary Phi Upsilon Omicron while a student at the University. I played in the University band all four years, both concert and marching. Because of being in band I had the privilege of shaking hands with President Kennedy when he visited the U of Wyo.

Following graduation, I taught Jr. High Home Economics in Green River, Wyo, only leaving the position after a "tall dark handsome stranger" entered into the picture. Before leaving for summer school in Ft. Collins in 1970 I made a trip to see my brother who was working at the Stars Place in the Rocky Point, WY area. He was staying with Leland's folks and Leland 4 miles to the West. They were working on equipment, but I'm told Leland started asking Loren about me after my sister and I left. Green River being 465 miles from Rocky Point it was a long-distance relationship and Leland's folks had no telephone, so he had to go other places to call. Leland tells about some of the older ladies in the community always asking him when he was going to get married – his reply "I'm half married now" – their reply "what do you mean?" He'd say "I'm willing. I just have to find a girl that is." That silenced the questions – In time I was the girl.

I finished the school year in Green River in May of 1972. We were married in August of 1972, settling down on the home place where his folks were living, raising our 5 children, Leann, Leal, Camille, Susan, and Lynelle. Leland had been in both 4-H and FFA. I had been in FHA. When our kids became the right age our "tour of duty" as 4-H parents began. Come August it was the "Brimmer Hillbillies" with "Father Brimmer" at the helm headed to the fair – truck, horse trailer, and suburban, often making more than one trip. Leland served as leader for the Range Riders in leathercraft, beef, horse (saddle and draft), sheep, poultry, and dairy. Many kids learned leathercraft from him. He was skilled at it and had a lot of patience when teaching the kids. He told our kids if they stayed with their leather projects their senior year they could make a saddle. All 5 kids did and Susan made a set of draft horse harnesses – it had lots of spots – both Dad and daughter enjoyed that. Our living room became a leather shop come project time.

(continued on next page)



I guided the kids in sewing and foods and along with Leland in the livestock projects.

Leland never served on the fair board – he served in the fair barn. He was always willing to help all the kids and when the dreaded yell “steer loose” sounded, he was instantly in action. His size was a dividend at the end of a halter. When it came time for cleanup and take down, we both worked side by side with all the kids until the job was done – very late sometimes.

One year we finished earlier and stopped for a bite at the Homestead. Some of the chickens got out and were wandering around the parking lot. Picture in your mind embarrassed kids (teenagers) customers faces lined up looking out the restaurant windows and big man on hands and knees diving into grasses along the fence on parking lot. The birds were all gathered, crates reinforced, meal eaten, and life went on.

Leland was always there for the kids, not only helping as they participated, but when outcomes were not always as they should have been he had a big strong arm to put around their shoulder and taught them how to embrace those times and move ahead.

Other 4-H participation for us included chaperoning on trips, hosting the range tour, hosting visiting 4-Her’s from Oregon, helping with style review, many times donating calves to the calf scramble, (our kids took part in that too), judging at the fair, and I served on the 4-H Council several years and as secretary for some of them and donating awards. Over several years we always had a cooler of juices and donuts available to any kid that needed a bite to get through the early morning rises to get animals ready for show. Little Levi Rodeo saw time and stock donations. Beyond 4-H and the fair were our community commitments we chaperoned school trips, FFA trips, hosted visiting state FFA officers giving them moonlight rides with the team sled. During those times Rice Krispie Bars became the official FFA treat.

Leland was a member of the Belle Creek Volunteer Fire Department and the Belle Creek School Board (retiring from it twice). He was a member of the High School Board in Broadus for many years. Leland was a member of the Farmer’s Union Co-op at Broadus and later on the Farmer’s Co-op board of Gillette, WY. He was also a life member of Post 1595 VFW.

We contributed time and effort to getting the community building put up for our Rocky Point Community. In 1996 when the Home Economics position at the High School became open there was talk of closing the program if no teacher was found so with his support, I accepted the part-time position with the understanding I would stay until they found a teacher. Nine years and many thousand miles later I retired. They did get a teacher. Leland would be glad to know the department is still open.

I was a member of the Busy Hands Ladies Club for many years and served as their president for several years.

I’ve baked and decorated a lot of wedding, anniversary, and other special occasion cakes for family and friends.

I enjoy old time music and have played for a lot of family, community gatherings, senior center, fair, chocolate festival, weddings, and funerals, both piano and accordion. It’s the best to dance to. I miss it.

I’ve always maintained if people didn’t take entries to the fair there wouldn’t be one – a couple of times the only thing I got to the fair were our kids, but I had something at the fair.

Our last year at the fair was 2002. Lynelle’s senior year.

Leland passed away in March 2003. Thus, for me a different road to travel surfaced – Solo is best on music-I was now a “one man band.”

In 2003 I was elected to the Farmer’s Co-op board to fill Leland’s vacancy retiring in 2018. I served as secretary 14 of the 15 years. I was able to get financial support for our fair and our youth participants several times.

I’m a life member of the VFW Auxiliary having served as president the last 11 years. I have served as District 6 VFW Aux. musician for the last 12 years.

I’ve remained on the place still raising the polled Hereford cattle herd that Leland and I started building in our early years together, and sheep. Daughter Leann is here helping to maintain the place that has been home to many members of this family for over 110 years. I still enjoy music, plants, and sewing but they have learned they have to take a back seat sometimes to the stock and business.

I’ve seen the kids go through school, get married, and welcome 9 grandchildren who now take part in their 4-H programs as they become eligible. “Sewing their way to Success.”

I was overwhelmed when Mary called and told me about the dedication. An honor I never expected. I truly appreciate the support of those who nominated us and of all the others who gave of time and support through the years we were involved. “Keep Stitching.”

# WELCOME TO THE COUNTY FAIR!

## Schedule of Events for the 2023 Powder River County Fair

### Thursday, July 6th

All 4-H, FFA, and open livestock entry forms and stalling requests due at the Extension Office

### Tuesday, July 25th

9:00 AM **HORSE SHOW**

Barn set-up

### Wednesday, July 26th

8:00-10:00 AM Market Livestock Weigh-in

9:00 AM **4-H Interview Judging for non-livestock projects**

Working Horse Show

3:00-5:00 PM Market Livestock Weigh-in

4:00 PM **FUN ON THE GO Opens**

5:00 PM All Market Livestock must be in place

**Ultrasound Market Livestock**

### Thursday, July 27th

9:00 AM **SWINE SHOW**

**All exhibits must be in place.**

9:30 AM Judging of Open Class Exhibits

10:00 AM **FUN ON THE GO Opens**

**Watermelon Eating Contest**, Under the Tent, Sponsored by Broadus IGA

12:00 PM **Pie Making Contest**, Under the Tent

Music by Christine Appleman, Under the Tent

1:00 PM **Bum Lamb, Goat, & Calf Judging**, NO prior entry required

**SHEEP, GOAT, & ALPACA SHOW**

3:00 PM **POULTRY SHOW**

**Cornhole Tournament**, Cottonwood Park

6:30 PM Muddy Pig Wrestling Calcutta

7:00 PM **Muddy Pig Wrestling**, Arena

### Friday, July 28th

9:00 AM **BEEF SHOW**

10:00 AM **FUN ON THE GO Opens**

11:00 AM **Money in the Straw**, Sponsored by PR Rising Stars 4-H

12:00 PM **Fireman's BBQ**, Community Center

Music by Lucas Capp, Under the Tent

1:00 PM 4-H Round Robin Showmanship

**Ice Cream Eating Contest**, Under the Tent

3:00 PM Silent Auction Concludes

4-H Awards Ceremony

4:00 PM **4-H MARKET LIVESTOCK AUCTION**

5:00 PM **All Exhibits are dismissed**

5:30 PM **East Fork Ranch Rodeo Calcutta**

6:00 PM **EAST FORK RANCH RODEO**

### **"4-H Sews the Seeds of Success"**

is the Fair theme. The Fair Board is sponsoring a \$100 first place prize and a \$50 second place prize to the organization or club that has the best decorated booth depicting the theme of the Fair. There will be a youth and adult category. Organizations should contact the Extension Office by July 24th to enter the competition.



## 2023 POWDER RIVER COUNTY FAIR JUDGES

Horses-----	Connie Webb
Trail Horse-----	Jeannie McClure
Beef-----	Devin Murnin
Swine-----	Devin Murnin
Sheep & Goats-----	Devin Murnin
Wool-----	Mike Capra
4-H Alpaca-----	Abbey Barnhart
4-H Poultry-----	Britta Brenner
4-H Cat & Dog-----	Ronda Gatlin
4-H Foods-----	Roxie Dinstel
4-H Clothing & Handwork-----	Roxie Dinstel
4-H Photography-----	Gaylene Fortner
4-H Leathercraft-----	Cody Morris
4-H Woodworking-----	Dade Allison
4-H Welding-----	Lester Aye
4-H General Projects-----	Lee Randall
4-H General Projects-----	Eleanor Dutton
4-H Horticulture-----	Margaret Scoles
Open Class Foods-----	Roxie Dinstel
Open Class Clothing & Handwork-----	Roxie Dinstel
Open Class Floral, Crops, Garden-----	Margaret Scoles
Open Class Art -----	Vida Landa
Open Class Crafts-----	Meghan Phillippi
Open Class Photography-----	Dani Draine

## SUPERINTENDENTS

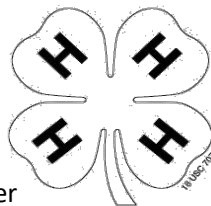
Beef-----	Drew Barbour, Krista Gotfredson
Sheep & Goats-----	Drew Gaskill, Dawn Aye, Heather Cunningham
Swine-----	Matt Hagedorn & James Riley
Horse-----	T.J. & Heather Cunningham
4-H Livestock Sale-----	Drew Gaskill & Kylie Randall
4-H Round Robin Showmanship-----	Dawn Aye & Liz Barbour
4-H General Projects-----	Missy Billing, Krista Gotfredson
4-H Garden-----	Betty Aye
4-H Silent Auction-----	Meghan Phillippi
4-H Poultry-----	Liz Barbour
4-H Rate of Gain-----	Jay Schroeder, Jamie Harper
Open Class Garden/Floral-----	TBD
Open Class Clothing & Handwork-----	Bonnie Lyda, Linda Bird
Open Class Crafts-----	Kathy Hobart
Open Class Photography-----	Christine Appleman
Open Class Foods-----	Diane Stuver
Open Class Arts-----	Ann Emmons

## TEEN SUPERINTENDENTS

Barn Setup-----	Paysen Kuhbacher
General 4-H-----	Lauryn Billing
Horse-----	Becca Aye
Sheep-----	Lauryn Billing & Paysen Kuhbacher

## PAST FAIR BOOK DEDICATEES

1975 –	Father Patrick Berther
1976 –	Mac McCurdy
1977 –	Susie McGill
1978 –	Mibra and Mary Lloyd
1979 –	Carl and Inez Smith
1980 –	Charlotte and Howard Allen
1981 –	John and Marie Traub
1982 –	August and Mary Decker
1983 –	Roland and Erma Rumph
1984 –	Vera and Earl Clements
1985 –	Charles and Vera Carter
1986 –	Elliot and Esther Barnhart
1987 –	Cecil and Delores Kolka
1988 –	Doris Jean and Charley Emmons
1989 –	Bob and Vera Archer
1990 –	Gary and Beverly Green
1991 –	Faye and Ross Denson
1992 –	Mary Pomeroy Rumph
1993 –	Lawrence and Miriam Capra
1994 –	Powder River Pioneers
1995 –	Earl and Betty Aye
1996 –	Dale and Marie Benge
1997 –	Alva and Lorraine Fortner
1998 –	Marlyn and Alice Janssen
1999 –	Carl and Pat Phillips
2000 –	Bob and Ann Carroll
2001 –	Wayne and Cathy Gamrath
2002 –	Lewis and Helen Janssen
2003 –	Dave and Pat Gardner
2004 --	Slug and Poppy Mills
2005 --	Wesley and Lois Powell
2006 --	Marshall and Patty Williams
2007 --	Ben and Brenda Minow
2008 --	Jim and Emily Madsen
2009 --	Doug and Kerry Gardner
2010 --	Russ and Carol Greenwood
2011 --	Ted and Cathy Elgin
2012 --	Marian & Darrel (posthumously) Hansen
2013 --	Robert & Lynnette Janssen
2014 --	Jerry & Joyce Strobel
2015 --	Lyman & Anne Amsden
2016 --	Terry & Sherry Considine
2017 --	Ron & Twila Talcott
2018 --	Jim & Kathy Bowers
2019 --	Ray & Sandy Smith
2020 --	Bob (posthumously) & Virginia Robinson
2021 --	Andrew & Carlene Gaskill
2022 --	Tracy & Becky Anderson



**Fairboard**

Drew Gaskill, Chairman  
 Drew & Liz Barbour  
 Kylie Randall  
 James Riley  
 Heather Cunningham  
 Krista Gotfredson  
 Dawn Aye  
 Matt Hagedorn  
 vacant

**Powder River  
 County Extension  
 Staff**

**County Agents**  
 Mary P. Rumph  
 Julie Riley

**Administrative Assistant**  
 Kelda Page

**Powder River  
 County Commissioners**

Lee Randall, Chairman  
 Lori Fortner  
 John Olson

**Table of Contents**

**GENERAL RULES AND INFORMATION ..... 2**

BARN RULES ..... 2

CONCESSION STAND RULES ..... 3

FFA ..... 3

POWDER RIVER COUNTY WORKING HORSE SHOW ..... 3

**OPEN CLASS SECTION ..... 4**

SECTION A: OPEN CLASS ARTS ..... 4

SECTION B: OPEN CLASS CLOTHING ..... 5

SECTION C: OPEN CLASS HANDWORK ..... 5

SECTION D: OPEN CLASS CRAFTS ..... 8

SECTION E: OPEN CLASS CROPS ..... 9

SECTION F: OPEN CLASS FLORAL ..... 10

SECTION G: OPEN CLASS FOODS ..... 12

SECTION H: OPEN CLASS GARDEN ..... 15

SECTION I: OPEN CLASS LIVESTOCK ..... 18

SECTION J: OPEN CLASS PHOTOGRAPHY ..... 19

SECTION K: OPEN CLASS HOMEMADE GADGETS &  
 INVENTIONS ..... 21

**4-H DIVISION ..... 21**

**SECTION M: 4-H CLUB EDUCATIONAL DISPLAY ..... 21**

CLASS 1 – EDUCATIONAL DISPLAY ..... 21

**SECTION N: 4-H GENERAL PROJECTS ..... 21**

CLASS 1 – 4-H ENTOMOLOGY ..... 21

CLASS 2 – EXPLORING 4-H ..... 23

CLASS 3 – 4-H LEADERSHIP ..... 23

CLASS 4 – 4-H PHOTOGRAPHY ..... 23

CLASS 5 – 4-H SELF DETERMINED ..... 26

CLASS 6 – 4-H COWBOY POETRY ..... 26

CLASS 7 – 4-H LEATHERCRAFT ..... 26

CLASS 8 – 4-H WILDLIFE ..... 28

CLASS 9 – 4-H SPORT FISHING ..... 28

CLASS 10 – 4-H SHOOTING SPORTS ..... 29

CLASS 11 – 4-H OUTDOOR ADVENTURES ..... 29

CLASS 12 – 4-H VISUAL ARTS ..... 30

CLASS 13 – 4-H CITIZENSHIP ..... 32

**SECTION O: 4-H FAMILY & CONSUMER SCIENCE PROJECTS-- 32**

CLASS 1 – 4-H BABYSITTING ..... 32

CLASS 2 – 4-H FAMILY ADVENTURES ..... 32

CLASS 3 – 4-H SEWING & TEXTILES ..... 33

CLASS 4 – 4-H HANDWORK PROJECTS ..... 36

CLASS 5 – 4-H FOODS PROJECTS ..... 37

CLASS 6 – 4-H INTERIOR DESIGN ..... 43

**SECTION P: 4-H SMALL ANIMAL PROJECTS ..... 44**

CLASS 1 – 4-H CATS ..... 44

CLASS 2 – 4-H DOG ..... 44

CLASS 3 – 4-H POULTRY ..... 45

CLASS 4 – 4-H RABBIT ..... 45

CLASS 5 – 4-H POCKET PETS DIVISION ..... 46

**SECTION Q: 4-H & FFA LIVESTOCK PROJECTS ..... 46**

CLASS 1 – 4-H BEEF DIVISION ..... 48

CLASS 2 – 4-H BEEF BREEDING ..... 49

CLASS 3 – 4-H DAIRY DIVISION ..... 49

CLASS 4 – 4-H GOAT DIVISION ..... 49

CLASS 5-22 - 4-H HORSE DIVISION ..... 51

CLASS 23 – 4-H SHEEP DIVISION ..... 54

CLASS 24 – 4-H SHEEP BREEDING ..... 55

CLASS 25 – 4-H SHEEP FLEECE ..... 55

CLASS 26 – 4-H ALPACA DIVISION ..... 56

CLASS 27 – 4-H SWINE DIVISION ..... 56

CLASS 28 – 4-H SWINE BREEDING ..... 57

CLASS 29 – 4-H LIVESTOCK JUDGING ..... 57

CLASS 30 – 4-H VET. SCIENCE ..... 57

**SECTION R: MECHANICAL PROJECTS ..... 58**

CLASS 1 – 4-H AEROSPACE ..... 58

CLASS 2 – 4-H MODEL CRAFT ..... 59

CLASS 3 – 4-H ELECTRICAL PROJECTS ..... 59

CLASS 4 – 4-H ROBOTICS ..... 60

CLASS 5 – 4-H SMALL ENGINES ..... 61

CLASS 6 – 4-H WOODWORKING ..... 62

CLASS 7 – 4-H WELDING ..... 62

**SECTION S: 4-H PLANTS ..... 62**

CLASS 1 – 4-H FORESTRY ..... 62

CLASS 2 – 4-H GARDENING PROJECTS ..... 63

CLASS 3 – 4-H CROP SCIENCE ..... 64

CLASS 4 – 4-H RANGE SCIENCE MANAGEMENT ..... 65

CLASS 5 – 4-H WEED SCIENCE ..... 65

**SECTION T: CLOVERBUDS ..... 66**



## GENERAL RULES AND INFORMATION

All exhibitors in 4-H will be judged on the Danish or group system of placing. The group will be designated by colored stickers: first group, blue; second, red; third, white.

All open class lots will be given a first, second, and third placing. If no exhibit in a lot merits a ribbon, none will be given. Those exhibits not qualifying or are below standard, will not receive an award rating.

Blue, red, or white stickers will be used to indicate placings for 4-H non-livestock and Open Class exhibits. If the exhibitor would like a ribbon, they can pick one up matching their placing from the Fair Office.

Out-of-state people are welcome to exhibit at the Powder River County Fair. Open class tags can be obtained from the Extension Office. Early open class entries will be appreciated.

All 4-H, FFA, and open class livestock entries are to be into the County Extension Office by July 18<sup>th</sup>, 2022. All 4-H entries must be made in the person's own name and approved by the Extension Office. **Showmanship entries must be entered on the regular entry forms.**

Open class non-livestock exhibitors may begin making entries on the first day of the Fair, starting at 1 p.m. until 9 p.m. Additional entries must be in place by 9 a.m. on Thursday of the Fair.

**No exhibits can be removed from the grounds until 5 p.m., the last day of the Fair. 4-H Premiums are forfeited if exhibits are removed from the Fair early.**

**In all cases, the judges' decision is final.** Only blue-ribbon entries will be considered for Grand Champion ribbons.

Exhibits erroneously entered may be transferred at the discretion of the Superintendent of the department to which they properly belong if done prior to the awarding of premiums in the class and lot which they are eligible.

Exhibit lots may be added or deleted during judging time. This decision is left to the judge's and superintendent's discretion.

The Powder River County Fair Board will not be responsible for the loss of any article or animal exhibited at the Fair. This also means anyone associated with the Fair will not be held responsible for any damage done to any exhibit while at the Fair, or after, or before it is at the Fair; nor will the Board be responsible for the safe return of any exhibit to its owner although due care and caution will be exercised to prevent loss and damage.

The Fair Board reserves the right to prescribe the dimensions and regulate the positions of all signs and to direct the arrangement of articles on exhibition to secure harmony and attractive appearance.

The Fair Board reserves to itself the sole and absolute right to construe its own rules and

regulations and to determine arbitrarily all matters and differences in regard thereto.

A commercial exhibitor must confine themselves to the space assigned to them by the Fair Board and provide their own tables. Contact the Extension Office for space by August 1.

## BARN RULES

Exhibitors must provide all feed for their stock.

Exhibitors or attendants must be on hand to properly take care of animals and keep stalls clean at all times.

Any animal not showing evidence of proper training or preparation may be removed from the fairgrounds if requested by the Fair Board.

Animals entered in the Fair must be in the families' possession at least 30 days prior to the Fair

Livestock exhibitors are not permitted to use tranquilizers for livestock within 30 days prior to the Fair. Any drug used at the Fair must be administered by or under the direct supervision of a veterinarian.

Montana 4-H and FFA requires that animals be handled in a proper and ethical manner in accordance with accepted modern animal husbandry and scientific practices. In addition, adequate care, including watering, feeding, and comfort should be appropriately provided to all animals. Any individual treating an animal in any other manner may be asked to leave the

grounds. Exhibitors, their parents, leaders, and instructors have a serious responsibility to follow animal health practices that are approved by the industry and the U.S. Department of Agriculture to assure that meat customers are receiving wholesome food. Health aids and other approved products should be used with care, according to prescribed practices, only when needed, and in the correct amounts.

Montana 4-H and FFA requires that market animals meet all the Food and Drug administration regulations governing management and safety practices. Exhibitors should seek competent professional advice if medical situations arise which are beyond their capabilities.

**4-H and FFA livestock exhibitors should be actively involved in fitting their own animals for the show ring after arrival at the fairgrounds.**

**Exhibitors may enter only one exhibit in each lot number.**

### **CONCESSION STAND RULES**

**Each concession stand will be assessed a \$25 flat fee for grounds rent. Contracts are available through the Extension Office.**

The booths will be positioned by the concessionaires. Each group shall be responsible for their stand. Each group is asked to provide garbage sacks and one garbage can to be used during the Fair.

Concessionaries will be asked to daily police the area around their booth plus the sway area between the Community Center and the Fair Barn, and the area between concession stands and the Community Center.

No livestock will be permitted in the concession area.

Final cleanup will be at the conclusion of the Fair by all concessionaries. The grounds must be picked up and booths cleaned.

### **FFA**

FFA members are welcome to participate in the Powder River County Fair provided it is the only county Fair they compete in either FFA or 4-H, unless it is a completely different project (i.e. beef breeding vs. market beef). The exhibit entered must be carried as an FFA supervised Agricultural Experience (SAE). The following rules apply:

4-H and FFA members will compete for all Fair Board sponsored awards. These include championship rosettes, ribbons, and the accompanying premium money. It also includes the livestock judging contests.

An individual may exhibit only once in any one lot number. That is, you cannot enter 2 exhibits that are the same as one 4-H steer and one FFA steer.

The livestock sale is open to FFA members. However, the same member may not sell two steers, two hogs, or two lambs. This is consistent with the above rule.

The Fair Board reserves the right to change or modify any of the above rules, or make others, in order to welcome FFA to the Fair.

### ***Powder River County Working Horse Show***

**The Powder River Working Horse Show will be held Wednesday, July 26<sup>th</sup>, 2023 at 9 a.m. Show Check in is at 8:30 am.**

**Saddle will be awarded to the over-all high point adult contestant.** Other prizes and paybacks will be left at the discretion of the directors based on the availability of funds.

**The classes are as follows:** cutting, steer stopping, cow horse, trail, and ranch horse confirmation. **The top contestants will come back for finals. Finals will be one run that includes Reining, Cow Work, and Steer Stopping.**

**Youth Events are as follows:** Cutting, steer stopping, cow horse, trail, breakaway roping. No Finals for youth.

The point system will be 10 points for first, 9 for second, 8 for 3rd, all the way down to 1 point for 10th place. This system applies regardless of the number of contestants in each event. The horse must be shown in the class (not just entered or paid up) to earn points. An outside judge (or judges) will be hired for the show.

The winner of the saddle will be required to sit out of the show for 1 year after winning the show. Officers/directors are eligible to participate as long as they take care of duties assigned to them. The top three over-all winners will oversee organizing the next year's show.

**Call Carson Martinson for more information, 307-660-7427.**

**Rules**

**Ranch Horse Conformation:** This class will be judged on balance, structural correctness, breed, and sex characteristic, and degree of muscling. Horses are to be shown in good working halter. Horses will walk to the judge one at a time, then trot straight to cone. At the cone, the horse will continue trotting, turn to the left and trot toward the left fence of the arena. After each horse has trotted, horse will line up head to tail for individual inspection by the judge. The judge will inspect each horse from both sides, front and rear.

**Ranch Trail:** This class is designed to show a horse's ability and willingness to perform several tasks that might be asked of him during a normal day's ranch work. The horse will be judged on the gaits (walk, trot, lope) performed between 5 or more obstacles. A horse will be rewarded with higher credit for performing these gaits on the correct lead and with an alert attitude. Obstacles may include opening and closing a gate, roping a stationary steer, dragging a log or tire, crossing a bridge, and

loading into/out of a trailer.

**Cutting:** AQHA rules and scoring will apply.

**Cow Horse:** will consist of reining, box, fence, and circle.

**Youth Breakaway Roping:** Timed and judged on how horse is in box, tracks cattle, and stops.

**Finals:** Contestants will ride into the arena and complete a simple reining pattern, judged on the horse's ability to take off and circle on the correct leads, stop, and turn around. After the reining pattern is complete the contestant will nod for a cow to be released. Contestants will then "Box" the cow at the end of the arena, showing control of the animal at the end of the arena by working it side to side. Then contestants will take the cow down the fence and make a fence turn. After the turn, contestants will "Steer Stop" the cow to finish the run.

**OPEN CLASS SECTION**

**The professional class is defined as someone who sells their items for a profit.**

**SECTION A: OPEN CLASS ARTS**

Exhibits in this division are to be signed or initialed by the exhibitor. All paintings or drawings must be original. Where there is no competition, exhibits will be

awarded first, second, or third, according to the merits of the exhibit.

All pictures in Class 1 & 2 are to be framed or mounted with glass being optional. All photos are to be framed.

All pictures in Class 1 & 2 must have wire or string hangers.

**For children's classes please list the age on the entry tag.**

One item per lot number only.

**Class 1 - Adult**

**Class 2 - Professional**

**Class 3 - Young Adult (13-18 years old)**

**Class 4 - Children**

**Use both lot #'s**

**Lot #**

- A. Landscape
- B. Still Life
- C. Animal
- D. Abstract
- E. Portrait
- F. Seascape/Rivers/Streams
- G. Western Theme
- H. Old Landmarks
- I. Sports
- J. Patriotic
- K. Any other scene not listed

- 1. Oil
- 2. Watercolor
- 3. Pastel
- 4. Acrylic
- 5. Pencil
- 6. Colored Pencil
- 7. Charcoal
- 8. Alcohol Ink
- 9. Mixed Media
- 10. Pen & Ink
- 11. Stipple
- 12. Collage



13. Scratch Board
14. Tempura
15. Crayon
16. Any other medium not listed

**Open Class Adult Art awards  
sponsored by Tom & Ann  
Emmons**

**Open Class Children Art Awards  
sponsored by Art & Soul Artisans  
Society**

**SECTION B: OPEN CLASS  
CLOTHING**

Articles must be made by person exhibiting.

Other entries made in same lot are for display only. All articles should be clean and well pressed.

**Children's exhibits: There will be a separate children's class.** Children are encouraged to enter and will be judged according to the Danish system. Thus, all children's exhibits will be awarded a ribbon. **Children be sure to state your age on your exhibit tag.** Children are considered 14 years and younger.

**Class 1 – Adult**

**Class 2 – Professional**

**Class 3 – Youth, 14 & Under**

**Lot #**

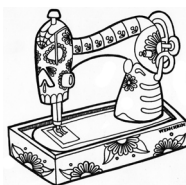
1. Infant wear, 1 piece
2. Any other infant article not listed & identify
3. Child's dress, 1 piece
4. Child's dress, 2 pieces
5. Child's T-shirt
6. Child's shirt

7. Child's jeans
8. Child's shorts
9. Child's vest
10. Child's jacket
11. Child's skirt
12. Child's coat
13. Costume
14. Any other child's wear not listed & identify
15. Adult dress, casual
16. Adult dress
17. Adult evening dress
18. Adult jumper
19. Adult Jacket
20. Adult blouse
21. Adult shirt
22. Adult T-shirt
23. Adult slacks
24. Adult jeans
25. Adult shorts
26. Adult skirt
27. Adult vest
28. Adult swimsuit
29. Adult clothing with specialty fabric
30. Adult pajamas
31. Any other adult article not listed & identify
32. Any other article not listed & identify

The following items should be made totally with the sewing machine or serger.

**Lot #**

33. Kitchen Apron
34. Pillowcases, 2
35. Potholders, 2, functional
36. Potholders, 2, decorative
37. Placemats, 2
38. Napkins
39. Tablecloth
40. Tote bag
41. Purse



42. Pillow
43. Pillow with handwork detail
44. Doll Clothes
45. Stuffed animal
46. Wall Hanging
47. Sweatshirt - decorated (Sweatshirt may be purchased)
48. Machine Embroidered Item
49. Machine Embroidered Item, free motion quilting
50. Machine Embroidered Item, monogramming
51. Machine Embroidered Item, framed
52. Appliquéd fabric art
53. Appliquéd wall hanging
54. Appliquéd item, framed
55. Appliquéd item
56. Table Topper
57. Table Runner
58. Any other misc. sewing not listed & identify.

**Open Class Clothing & Handwork Awards sponsored by Dennis and Bonnie Lyda**

**SECTION C: OPEN CLASS  
HANDWORK**

Articles competing for prizes must be made by person exhibiting.

Other entries made in same lot are for display only. All articles should be clean and well pressed. All articles framed must have wire hangers. All needlework will be judged with regard to beauty, degree of perfection, amount of work, and suitability for the purpose for which it is intended.

**Children's exhibits: There will be a separate children's class.**

Children are encouraged to enter and will be judged according to the Danish System. Thus, all children's exhibits will be awarded a white, red, or blue sticker. **Be sure to state your age on your exhibit tag.** Children are considered 14 years and younger.

**Class 1 – Adult**

**Class 2 – Professional**

**Class 3 – Youth, 14 & Under**

**Class A - Knitting**

**Lot #**

1. Potholders, set of 2, decorative
2. Potholders, set of 2, functional
3. Dish cloth, functional, 1
4. Crib cover
5. Vest, child
6. Vest, adult
7. Sweater, child
8. Pullover sweater
9. Cardigan Sweater
10. Shell
11. Coat
12. Afghan, twin
13. Afghan, double bed or larger
14. Knitted article by Senior Citizen
15. Knitted holiday decoration
16. Knitted then felted item
17. Item with embellishments
18. Pair of socks
19. Homemade yarn
20. Any other knitted article not listed & identify

**Class B - Embroidery**

**Lot #**

21. Luncheon cloth or set

22. Tablecloth
23. Pillowcases, set of 2
24. Dresser Scarf
25. Tea towels, set of 2
26. Article of clothing embroidered, judged only on embroidery.
27. Framed, hand embroidered picture
28. Embroidered by Senior Citizen
29. Any other hand embroidered item not listed & identify

**Class C - Crochet**


**Lot #**

30. Infant set, 2 pieces
31. Booties
32. Crib cover
33. Potholders, set of 2, functional
34. Potholders, set of 2, decorative
35. Dish cloth, functional, 1
36. Doily, starched (11" & under)
37. Doily, starched (12-34")
38. Doily, mounted & framed
39. Luncheon cloth
40. Tablecloth
41. Vanity or buffet set of 3
42. Dresser scarf or TV scarf
43. Dresser scarf, crocheted item, no embroidery
44. Pillowcase, crocheted trim, no embroidery
45. Sweater
46. Vest
47. Pillow
48. Rug
49. Toy
50. Dolls
51. Clothes hanger
52. Holiday decoration
53. Afghan, granny stitch

54. Afghan, ripple stitch
55. Afghan, Navajo stitch
56. Afghan, Afghan stitch
57. Afghan, baby
58. Afghan, any other stitch not listed & identify
59. Bedspread
60. Homemade yarn
61. Any article crocheted by Senior Citizen
62. Any other crocheted article not listed & identify.

**Class D - Quilts**

A beginner quilter has been quilting for 2 years, intermediate 3 to 5 years, and advanced 6 years or more. Please use your own judgment on which class you think you are in. The judge will have the final say and may change classes on the quality of the quilt.



- Class 4 – Beginner**
- Class 5 – Intermediate**
- Class 6 – Advanced**
- Class 7 – Children (14 & under)**

- Class A – King/Queen**
- Class B – Full Size**
- Class C – Twin**
- Class D – Throw**
- Class E – Baby**

**Lot #**

63. Tied quilt or comforter
64. Appliquéd quilt
  - I. Hand quilted
  - II. Machine quilted
  - III. Commercial quilted
  - IV. Preprinted Fabric Hand

Quilted

- 65. Pieced Quilt
  - I. Hand pieced
  - II. Hand quilted
  - III. Machine quilted
  - IV. Commercial quilted
- 66. Quilted as constructed
  - I. Hand quilted
  - II. Machine quilted
- 67. Rag Time
- 68. Chenille
- 69. Memory
- 70. Coverlet or bedspread
- 71. Table runner
- 72. Pillow
- 73. Quilted wall hanging
  - I. Large – 24” square or more
  - II. Small – 24” square or less
- 74. Quilted clothing
- 75. Holiday Item
- 76. Mug Mats
- 77. Mug Rug
- 78. Made from panel
- 79. Table Topper
- 80. Quilted by Senior Citizen
- 81. Any other quilted item not listed & identify

**Class E - Needlework**

**Lot #**

- 82. Cutwork pillowcases, set of 2
- 83. Cutwork, any other article & identify
- 84. Crewel embroidery, sofa pillow
- 85. Crewel embroidery, framed picture actual work smaller than 5x7”
- 86. Crewel embroidery, framed picture actual work 5x7” to 8x10”

- 87. Crewel embroidery, framed picture actual work over 8x10”
- 88. Any other crewel embroidery not listed & identify
- 89. Brazilian embroidery
- 90. Counted cross stitch, framed picture, actual work 5x7” & under
- 91. Counted cross stitch, framed picture, actual work 5x7” to 8x10”
- 92. 8x10” counted cross stitch, framed picture, actual work
- 93. Any other counted cross stitch not listed & identify
- 94. Cross stitched pillowcases, set of 2
- 95. Cross stitched tablecloth
- 96. Any other cross-stitched article not listed & identify
- 97. Fold star article
- 98. Smocked pillow
- 99. Any other smocked article not listed & identify
- 100. Chicken scratch article
- 101. Trapunto, “raised quilting”
- 102. Needlepoint framed picture
- 103. Needlepoint, long stitch
- 104. Needlepoint pillow
- 105. Needlepoint, plastic canvas
- 106. Any other needlepoint not listed & identify
- 107. Needle punch article framed
- 108. Any other needle punch not listed & identify
- 109. Candle wicking pillow
- 110. Candle wicking sachet
- 111. Any other candle wicking not listed & identify
- 112. Needlework done by Senior Citizen

**Class F - Miscellaneous Handwork**

**Lot #**

- 113. Textile painted, tea towels, set of 2
- 114. Textile painted, pillowcases, set of 2
- 115. Textile painted, dresser scarf
- 116. Textile painted, wall hanging
- 117. Textile painted, pictures, set of 2 mounted and framed
- 118. Textile painted, portrait
- 119. Textile painted, picture, preshaded
- 120. Textile painted, picture, shaded
- 121. Textile painted, tablecloth
- 122. Textile painted, item of clothing
- 123. Any other textile painted article not listed & identify
- 124. Pillowcases, crochet trim, with embroidery
- 125. Dresser scarf, crochet trim, with embroidery
- 126. Tatted article, smaller than 10”
- 127. Tatted article, 10” or larger
- 128. Tatted edged article
- 129. Any other tatted article not listed & identify
- 130. Hairpin lace article
- 131. Any other hairpin lace article not listed & identify
- 132. Hooked rug
- 133. Latch hook wall hanging
- 134. Latch hook rug
- 135. Any other latch hook article not listed & identify
- 136. Tree skirt
- 137. Braided rug
- 138. Refrigerator magnets

- 139. Fashion accessories, collars, belts, etc.
- 140. Purse
  - A. Woven
  - B. Knitted
  - C. Felted
  - D. Other
- 133. Pouch
  - A. Woven
  - B. Knitted
  - C. Felted
  - D. Other
- 134. Hats
  - A. Woven
  - B. Knitted
  - C. Other
- 135. Any other braided article not listed & identify

**Open Class Clothing & Handwork Awards sponsored by Dennis and Bonnie Lyda**

**SECTION D: OPEN CLASS CRAFTS**

When there is no competition, exhibits will be awarded first, second, third, according to merit of the exhibit.

If an exhibit has been made from a kit, please state so on the exhibit tag.

If an exhibitor has more than one item made with the same technique and categorized under the same lot, pick one item to be judged and the other items will be for display only. More than one article may be entered in each lot number if they are different types of articles. For example, a jewelry lot might have 1 ring, 1 necklace, 1 pair of earrings, 1 bracelet, and 1 brooch. The superintendent and

judge will use their discretion in adding more lots.

**Children’s exhibits: There will be a separate children’s class.**

Children are encouraged to enter and will be judged according to the Danish System. Thus, all children’s exhibits will be awarded a white, red, or blue sticker. **Be sure to state your age on your exhibit tag.** Children are considered 14 years and younger.

- Class 1 – Adult**
- Class 2 – Professional**
- Class 3 – Youth, 14 & Under**
- Class 4 – Powder River Manor Residents (Nursing Home residents will be judged separate from other adults. All entries will receive a blue ribbon.)**

**Class A – General Crafts**

**Lot #**

- 1. Wood carving
- 2. Wood toy
- 3. Wood furniture
- 4. Wood novelty
- 5. Wood burning
- 6. Lathe woodwork
- 7. Any other wood craft not listed & identify
- 8. Stick horse
- 9. Greeting cards
- 10. Egg craft
- 11. Eggshell craft
- 12. Macaroni craft
- 13. Shell craft
- 14. Driftwood articles
- 15. Wreath, special occasion
- 16. Pinecone art
- 17. Potpourri article
- 18. Leather craft with lacing

- 19. Leather craft without lacing
- 20. Leather belt, carved or tooled
- 21. Leather belt, stamped
- 22. Leather purse
- 23. Leather billfold, carved or stamped
- 24. Any other leather craft not listed & identify
- 25. Vase
- 26. Bouquet of handmade flowers in vase (vase not handmade judged only on suitability)
- 27. Lamp
- 28. Covered lamp shade
- 29. Jewelry (only 1 kind-pair of earrings, ring, necklace, etc.)
- 30. Plaster of Paris
- 31. Bread dough
- 32. Foam craft
- 33. Bead craft
- 34. Mosaic
- 35. Decoupage
- 36. Dip and Drape
- 37. Macramé item
- 38. Yarn art
- 39. String art
- 40. Resin craft
- 41. Doll furniture
- 42. Handmade doll
- 43. Soft sculpture craft
- 44. Folded paper item
- 45. Paper snipping item
- 46. Quilling, floral design
- 47. Quilling, figurines
- 48. Paper mâché
- 49. Popsicle stick craft
- 50. Matchstick article
- 51. Shrink art
- 52. Soap carving
- 53. Paint-by-number
- 54. Weaving
- 55. Model craft – glued type (only 1 of each type)

- 56. Model craft – snap together (only 1 of each type)
- 57. Free form molding with clay
- 58. Terrarium
- 59. Ceramic item
- 60. Article made from potter's wheel
- 61. Etched glass item
- 62. Stained glass item
- 63. Fabric item
- 64. Christmas ornament
- 65. Wheat weaving
- 66. Calligraphy
- 67. Metal punch item
- 68. Copper tooling
- 69. Metal welding
- 70. Aluminum etching
- 71. No-sew calico
- 72. Magnet
- 73. Decorated basket
- 74. Hand woven basket
- 75. Stenciling
- 76. Weathervane
- 77. Clay sculpture
- 78. Candle
- 79. Taxidermy item
- 80. Miniatures
- 81. Gingerbread
- 82. Decorated sweatshirt
- 83. Holiday craft
- 84. Diorama
- 85. Paper craft
- 86. Class or group project
- 87. Recycled craft project
- 88. Patriotic themed craft
- 89-93. Rubber stamping item, Identify
- 94-98. Scrapbook item, identify
- 99-103. Jewelry item, identify
- 104. Any other craft project not listed & identify

**Class B - Tole Painting**

**Lot #**

- 105. Animals and birds
- 106. Flowers
- 107. Flowers, miniature 4" or smaller
- 108. Fruits & vegetables
- 109. Landscape
- 110. Mini landscape – 4" or smaller
- 111. Person or people
- 112. Rosemaling
- 113. Still life
- 114. Seasonal
- 115. Mix media
- 116. Painting on glass
- 117. Painting on metal
- 118. Painting on fabric
- 119. Painting on porcelain
- 120. Painting on furniture – large
- 121. Painting on furniture – small
- 122. Any other tole painting not listed & identify

**Class C – Gourd Art**

**Lot #**

- 123. Wood burned Gourd
- 124. Birdhouse Gourd
- 125. Gourd Mask
- 126. Light or Lamp
- 127. Faux Leather Tooled Gourd
- 128. Gourd Vase (with or without Arrangement)
- 129. Combination of techniques on a Gourd
- 130. Gourd with cutouts
- 131. Gourd Basket
- 132. Carved Gourd
- 133. Gourd Ornament
- 134. Gourd Jewelry
- 135. Holiday Gourd
- 136. Instrument made from Gourd

- 137. Zentangle Art on Gourd
- 138. Any other Gourd not listed & identify

**Class D – Legos**

**Ages 3-6**

**Lot #**

- 136-140. Up to five unlike items, identify.

**Ages 7-10**

**Lot #**

- 141-145. Up to five unlike items, identify.

**Ages 11 & Up**

**Lot #**

- 146-150. Up to five unlike items, identify.

**Open Class Craft Awards  
sponsored by Duane and Debbie  
Talcott**

**SECTION E: OPEN CLASS CROPS**

In judging threshed grain, the points most considered are: purity, uniformity, and the fitness of the sample for the purpose for which the particular class of grain is used.

In sheaf samples of grain, the evidence of high yielding ability of grain is not judged on its forage qualities. Sheaves entered must be at least 2-3 inches in diameter just below the heads of grain and tied snugly in three places. Leaves need not be stripped from stem.

Forage exhibits are judged on their forage quality. This means the entire plant is considered. Proper curing, which retains the leaves and color, is essential in preparing forage exhibits. Forage sheaves 4-6 inches in diameter are to be tied at the base and middle.

**Note: It is the intent of the Fairboard that a crops exhibit shall be shown only at the Powder River County Fair, and then discarded.**

**Children's exhibits: There will be a separate children's class.** Children are encouraged to enter and will be judged according to the Danish System. Thus, all children's exhibits will be awarded a white, red, or blue sticker. **Be sure to state your age on your exhibit tag.** Children are considered 14 years and younger.



**Class 1 – Children's Crops (14 & younger)**

**Class 2 – Adult Crops (15 & older)**

**Division A – Threshed Grain**

**Division B – Sheaf Grain**

An exhibit must be one quart of threshed grain. One sheaf equals 2-3 inches in diameter just below the head. Tie sheaf in 3 places.

**Lot #**

1. Winter Wheat
2. Spring Wheat
3. Oats
4. Barley
5. Any other sheaf or threshed grain not listed & identify

**Division C – Forage Crops**

**Lot #**

6. Sheaf Alfalfa
7. 6" section of bale of alfalfa, placed in a box
8. Sheaf of any other forage crop not listed & identify

**Division D – Small Seed**

1 quart of seed

**Lot #**

9. Alfalfa seed
10. Grass seed
11. Any other seed not listed & identify

**Division E – Oil Crops**

One cured sheaf 4-6 inches in diameter, tied at the base & middle.

**Lot #**

12. Sunflower Sheaf
13. Safflower Sheaf
14. Any other oil crop sheaf & identify

***SECTION F: OPEN CLASS FLORAL***

**FRESH FLOWERS**

Cutting: Cut fresh flowers early in the morning, when they have had the benefit of the night's

cooler air. Stems are tight with water, leaves are covered with dew, and most blossoms have recovered from excesses of prior day's heat. While it is possible to cut flowers in late evening, morning-cut flowers will have greater vigor.

Whenever possible, choose buds about to open and flowers just beginning to show pollen rather than older blossoms.

Plunge the cut flower stems into a bucket of TEPID water, not cold water, as cold water interferes with absorption of water.

Use a sharp knife or scissors to cut the stems, either slant wise or horizontally, but recent studies show that it makes little difference which method is used, just don't bruise the stem. Make sure the containers the flowers are placed in are clean.

Some flowers, such as roses, may be cut several days ahead of time. Roses can be plunged in hot water and kept in the refrigerator until the show, approximately 10 days before. Rose buds may be cut when just opening. Take the roses out of the refrigerator the morning before the show.

There are many water conditioners: commercial preservatives, 1 Tbsp. of corn syrup and 10 drops of liquid bleach in a quart of warm water, 1-part pop (lemon-lime) to 2 parts water, or 2 aspirin tablets in ½ pint of water. Use tepid water.



**MISCELLANEOUS HINTS**

All old blossoms, bug-eaten blossoms, broken leaves, etc., should be removed as carefully as possible by the exhibitor.

Uniformity is very important – length of stem, size of flowers, and maturity of flowers – all should be as near alike as possible.

Flowers need not be all the same color in an exhibit; however, uniformity is important. Colors should be as much the same colors as possible, but other things are important in judging as listed above.

Try to make sure your exhibits are not insect infested.

PLEASE WATCH THE NUMBER OF STEMS CALLED FOR IN THE EXHIBIT LIST!

**All entries except floral arrangements must be displayed in clear glass jars or containers. Watch for the number of stems. It is suggested to write the name of the variety on the entry tag if the entry is not common.**

All flowers must be grown by the exhibitor except for the arrangements.

Each person may only enter one entry per lot number.

Bloom = 1 flower

Stem = 1 flower on 1 stem, may have foliage unless stated

Spike = A single stem possessing many individual florets

Spray = Multi flowers and/or buds on 1 stem

Stalk = A stiff stem which may or may not branch with 1 or more flowers

**Class 1 – Adult**

**Class 2 – Professional**

**Class 3 – Youth, 14 & Under**

**Class A - FLOWERS**

**Lot #**

1. Asters, 3 stems, or 3 sprays depending on variety
2. Bachelor buttons, annual, 4 stems
3. Bachelor buttons, perennial, 4 stems
4. Balsam, 4 stems
5. Begonia, 1 bloom
6. Bells of Ireland, 3 stems
7. Calendulas, 4 stems, no foliage
8. Carnations, 3 stems
9. Celosia, 3 stems
10. Chrysanthemums, 3 sprays
11. Cockscomb, 3 stems
12. Columbine, 3 stems
13. Coreopsis, 4 stems
14. Cosmos, (white, rose, purple variety) 3 sprays
15. Cosmos, (red, yellow, orange variety) 3 sprays
16. Dahlias, grown from seed, 2 stalks
17. Dahlias, grown from bulb (small) 1 stalk
18. Dahlias, grown from bulb (large) 1 stalk
19. Daisy, African, 4 stems, no foliage
20. Daisy, annual, 4 stems
21. Daisy, perennial, 3 stems
22. Everlasting flower (any variety of dry flower freshly cut) 3 stems/sprays
23. Gaillardia, 4 stems, no foliage
24. Geranium, 2 stems or stalks
25. Gladiolus, 1 spike

26. Gladiolus, 3 spikes (mixed colors)
27. Gladiolus, 3 spikes (one color)
28. Golden glow, 3 sprays
29. Larkspur, 3 stems or stalks
30. Lily, daylily, 1 stem
31. Lily, (trumpet, tiger type variety) 1 stem
32. Lythrum, 3 stems
33. Marigold, small, 1 stem
34. Marigold, medium, 1 stem
35. Marigold, large, 1 stem
36. Nasturtium, no foliage, 3 stems
37. Nicotiana, 4 sprays
38. Pansy, 4 stems
39. Petunia, single, 3 stems (one set of leaves must be retained)
40. Petunia, double, 3 stems (one set of leaves must be retained)
41. Petunia, fringe or ruffled, 3 stems (one set of leaves must be retained)
42. Petunia, giant, 3 stems (one set of leaves must be retained)
43. Phlox, annual, 3 sprays
44. Phlox, perennial, 3 stems
45. Pinks, 3 stems
46. Rose, peace tea, 1 stem (at least 6" stem)
47. Rose, red tea, 1 stem (at least 6" stem)
48. Rose, pink tea, 1 stem (at least 6" stem)
49. Rose, white tea, 1 stem (at least 6" stem)
50. Rose, any other color tea, 1 stem (at least 6" stem)
51. Rose, bud tea, 1 stem (at least 6" stem)
52. Rose, floribunda, 1 spray

- 53. Rose, miniature, 1 spray
- 54. Rudbeckia, Gloriosa Daisy, 3 stems
- 55. Rudbeckia, any other, 3 stems
- 56. Salvia, 3 stems
- 57. Snapdragon, single, 4 stems
- 58. Statice, 3 stalks
- 59. Sunflower, 2 stems
- 60. Sweetpea, annual, 4 stems
- 61. Sweetpea, perennial, 4 stems
- 62. Verbena, 3 stems
- 63. Viola, 4 stems, with foliage
- 64. Zinnia, Giant (around 4 inches) 3 stems
- 65. Zinnia, Medium, 3 stems
- 66. Zinnia, Small, 3 stems
- 67. Zinnia, novelty, such as Mexican, Whiligig, 3 stems
- 68. Zinnia, Dwarf, 3 stems
- 69. Zinnia, Largest, quality, 1 stem
- 70. Flower herb, 3 stems or 3 sprays depending on variety
- 71. Any other flower not listed, 3 sprays or stems, & identify

**Class B - PLANTS**

**Lot #**

- 72. African Violet plant
- 73. Blooming plant – indoors
- 74. Blooming plant – outdoors
- 75. Cactus
- 76. Coleus
- 77. Dish Garden – living plants
- 78. Fern
- 79. Novelty plant – indoors
- 80. Novelty plant – outdoors
- 81. Vine or trailing plant
- 82. Outdoor plant/plants in planter
- 83. Plant in unique container – indoors

- 84. Plant in unique container – outdoors
- 85. Terrarium of living plants
- 86. Any other plant not listed & identify

**Class C - ARRANGEMENTS**

**Please use only dried, fresh, or silk flowers. No plastic.**

**Lot #**

- 87. All white colors: Use white container, foliage need not be white
- 88. All one hue (color) up to 4 tints or tones of one hue allowed. Foliage color allowed.
- 89. Three different colors, container should be one of the three colors
- 90. Candles in flower arrangement
- 91. Dried arrangement excluding a wall arrangement
- 92. Dried arrangement for wall hanging
- 93. Flowers in a basket, fresh
- 94. Flowers in a basket, dried
- 95. Grandmother's Old-Fashioned arrangement (old fashioned)
- 96. Herb arrangement
- 97. Holiday arrangement
- 98. Miniature, fresh, must not be over 4" including container
- 99. Miniature, dried, must not be over 4" including the container
- 100. Religious arrangement
- 101. Rose/roses in a rose bowl
- 102. Weeds/grasses and driftwood arrangement

- 103. Western theme
- 104. Wildflower arrangement
- 105. Gladiolus arrangement
- 106. Any other arrangement not listed & identify

**Open Class Floral Awards sponsored by Tim and Gaylene Fortner**

**SECTION G: OPEN CLASS FOODS**

All exhibits must be the work of the exhibitor. One item per lot number.

A judge may award a first, second, and third place sticker in each lot number if the exhibits are worthy of those stickers.

No exhibit to be judged will be accepted with name of exhibitor showing.

**All foods must be displayed on meat trays (available at the Powder River County Extension Office or at the Community Center on Fair days), covered with a plastic bag, and sealed with a twist top or a zip lock closure. The exhibit tag should be securely attached to the outside of the bag.**

Perishable foods should not be consumed following the Fair.

- Class 1 – Adult**
- Class 2 – Professional**
- Class 3 – Youth, 14 & Under**

**Class A - YEAST & BREADS**

**Lot #**

- 1. ½ Loaf, white bread, handmade

2. ½ Loaf, white bread, machine made
3. ½ Loaf, raisin bread, handmade
4. ½ Loaf, raisin bread, machine made
5. ½ Loaf, wheat bread, handmade
6. ½ Loaf, wheat bread, machine made
7. ½ Loaf using home ground flour
8. Rye bread, ½ Loaf
9. Breakfast bread, ½ Loaf
10. Fancy coffee cake
11. Plain white rolls (no egg), 4
12. Dinner roll, 4
13. Whole Wheat rolls, 4
14. Fancy or party yeast rolls, rich dough, 4
15. Cinnamon rolls (no frosting), 4
16. Any other loaf not listed & identify
17. Any other rolls not listed & identify

**Class B - QUICK BREADS**

Quick breads should be golden brown and have a slightly rough top surface in appearance. The flavor should be delicate, mild, and distinctive of kind. Texture of the bread should be moist, tender, and thin crusted. Fairly uniform cell structure should be throughout the bread. A standard bread pan should be used.

One half loaf or 4 rolls constitutes an entry.

**Lot #**

18. Banana bread
19. Date bread

20. Coffee cake
21. Nut bread
22. Biscuits, 4
23. Muffins, 4
24. Zucchini bread
25. Any other quick bread not listed & identify

**Class C - CAKES**

Cakes are three main types: butter, sponge, and fruit. A well-made cake is properly baked and of uniform thickness. It should be even grained, fine and delicate in the texture, and should have good flavor.

When icing is used, it should be smooth and glossy in appearance, but not too sticky.

Two-layer cakes are to be exhibited on a plate; one-layer cake shall be on a flat surface.

**Lot #**

26. Spice cake, ½ layer, 8" or 9", no icing
27. Angel food cake, no icing, ½ cake
28. Chiffon cake, no icing, ½ cake
29. White 2-layer cake, frosted, ½ cake
30. Chocolate 2-layer cake, frosted, ½ cake
31. Dark fruit cake, ½ of a loaf, no icing
32. Applesauce cake, ½ layer, 8" or 9", no icing
33. Fancy decorated birthday cake, judged only on decoration, can have a fake cake structure underneath decoration
34. Fancy decorated any other occasion cake, judged only

- on decoration, can have a fake cake structure underneath decoration
35. German chocolate cake
  36. Any other cake not listed & identify

**Class D - COOKIES & SMALL CAKES**

All cookies should be uniform in size, approximately 2" in diameter. Drop cookies may not be perfectly symmetrical. Four cookies or four small cakes shall constitute an entry.

**Lot #**

37. Sugar cookies, rolled
38. Cutout cookies, rolled, not decorated
39. Oatmeal cookies, drop
40. Brownies, with nuts
41. Doughnuts, fried cake, unglazed
42. Doughnuts, raised, unglazed
43. Chocolate drop cookies
44. Peanut butter cookies
45. Chocolate chip cookies
46. Soft molasses cookies
47. White cupcakes, frosted
48. Decorated cookies
49. Any other bar cookies not listed & identify
50. Any other drop cookies not listed & identify
51. Any other type cookies not listed & identify

**Class E - PIES**

The crust of pies should be flaky and tender, well browned and of uniform thickness. The upper crust of two crust pies should be adequate with evenly

distributed air spaces to allow for escape of steam.

Fillings should be of uniform thickness and texture throughout the pie and a consistency to cut and hold shape. Purchased pie fillings are not acceptable; they must be made from scratch.

One 8" or 9" pie shall constitute an entry.

**Lot #**

- 52. Apple pie
- 53. Pumpkin pie
- 54. Cherry pie
- 55. Mincemeat pie
- 56. Rhubarb pie
- 57. Blueberry pie
- 58. Pecan pie
- 59. Any other pie not listed & identify

**Class F - CANDY**

Six uniform-sized pieces of candy constitute an entry.

**Lot #**

- 60. Divinity
- 61. Chocolate fudge
- 62. Chocolate fudge made with marshmallow cream
- 63. Caramels
- 64. Penuche
- 65. Peanut brittle
- 66. Mints
- 67. Any other candy not listed & identify

**Class G - DRIED FOODS**

Foods must be displayed on a small tray, covered with a plastic bag and sealed with a twist top or zip lock closure. Products must be

uniform in size. More than one type may be entered in each lot.

**Lot #**

- 68. Fruit leather, identify, 4 pieces
- 69. Dried fruit, identify, ½ cup
- 70. Dried jerky, 4 pieces, identify type of meat
- 71. Hamburger jerky, 4 pieces, identify
- 72. Dried vegetables, identify, ¼ cup
- 73. Dried herb, identify, 2 Tbsp.
- 74. Any other dried good not listed & identify

**CANNED FOODS**

Exhibits must have been prepared during the season and never exhibited before.

Exhibits must be canned according to USDA standards and exhibited in regulation canning quart, pint, or half-pint jars. Jars should be filled with food to the shoulder, and to the bottom of the neck with liquid.

Jars may be opened in close competition when considered necessary by the judge. Jellies, jams, & pickles will be opened for judging.

Jars should not be colored or have rusty tops. Side labels are necessary; **MUST STATE NAME OF PRODUCT AND DATE PROCESSED.**

One regulation jar shall constitute an entry.

**Class H - JELLY**

An excellent jelly should be a transparent, palatable mass that

will quiver, not flow, when turned from the mold. Jellies should be shown in standard jelly jars. Jars should be sealed with a lid and no paraffin.

**Lot #**

- 75. Grape
- 76. Currant
- 77. Wild plum
- 78. Crabapple
- 79. Beet
- 80. Gooseberry
- 81. Chokecherry, combination or with pectin
- 82. Any other jelly not listed & identify

**Class I - JAM & BUTTER**

Jam – crushed small fruit or small pieces of fruit, cooked to a thick spreading consistency. May be jelly-like consistency but not rubbery.

Butter – Fruit butters should mound up when a small amount is dropped from a spoon – but not cut like jelly nor should there be any free liquid. Use regulation pint or half-pint jars.

**Lot #**

- 83. Chokecherry
- 84. Strawberry
- 85. Raspberry
- 86. Peach jam
- 87. Fruit-rhubarb combination
- 88. Apple butter
- 89. Plum butter
- 90. Grape
- 91. Any other jam not listed & identify
- 92. Any other butter not listed & identify

**Class J - MARMALADE & PRESERVES**

Marmalades are soft fruit jellies containing small pieces of fruit or peelings evenly suspended in transparent jelly.

Preserves are fruits preserved with sugar so that the fruit retains its shape and is shiny, tender, and plump. The syrup is clear and varies from the thickness of honey to that of soft jelly.

Exhibits must be in regulation pint, or half-pint jars.

**Lot #**

- 93. Orange marmalade
- 94. Any other marmalade not listed & identify
- 95. Cherry preserves
- 96. Peach preserves
- 97. Strawberry preserves
- 98. Any other preserves not listed & identify

**Class K - PICKLES**

Choose uniform sized cucumbers. For best flavor and texture, pickling cucumbers should be used within 24 hours after picking.

**Lot #**

- 99. Sweet, cucumber
- 100. Green tomato
- 101. Dill, quart (may be canned the previous year)
- 102. Bread and butter
- 103. Pickle relish
- 104. Beet
- 105. Sweet crabapple
- 106. Carrot

- 107. Zucchini, identify
- 108. Any other pickle not listed & identify

**Class L - CANNED FRUIT**

Canned fruit, to be scored as excellent, should be selected carefully and should have the characteristic flavor with as perfect form as possible. A solid, uniform, economical, and attractive pack is desirable, with only enough clear syrup to fill spaces. Container must be neat and clean.

**Lot #**

- 109. Apricots
- 110. Peaches
- 111. Pears
- 112. Plums
- 113. Sweet cherries
- 114. Sour cherries
- 115. Rhubarb
- 116. Applesauce
- 117. Fruit Juice, label
- 118. Any other canned fruit not listed & identify

**Class M - CANNED VEGETABLE**

Vegetables must be pressure canned and uniform in age (young, tender products should be selected), size, and shape; solid economical and attractive in pack.

**Lot #**


- 119. Peas
- 120. Beets, cut
- 121. Beans, green, cut
- 122. Beans, yellow, cut
- 123. Corn, off the cob
- 124. Tomatoes, whole

- 125. Tomato ketchup
- 126. Chili sauce
- 127. Carrots, cut
- 128. Carrots, whole
- 129. Salsa
- 130. Any other vegetable not listed & identify
- 131. Any other sauce not listed & identify

**Class N - MISCELLANEOUS**

**Lot #**

- 132. Display of Honey in a No. 1 plastic or glass jar honey container
- 133. Sugar art
- 134. Mixed media
- 135. Gingerbread art
- 136. Chokecherry Syrup
- 137. Any other syrup not listed & identify



**Open Class Food Awards sponsored by Jim and Jacy Collins**

**SECTION H: OPEN CLASS GARDEN**

**Vegetables at Fairs**

For all root crop, cut the top off, leaving approximately  $\frac{3}{4}$  inches of top intact with the root. Wash roots gently but avoid injury to the skin. If storage is necessary, put them in a cool, moist place.

**Cabbage** – Trim lower leaves from heads.

**Celery, Celeriac, Swiss Chard, Endive, Leaf Lettuce, Kohlrabi, Parsley, Dill, and Spinach** – Remove the roots and underground portion of stem but

leave the crown. Wash if needed. Keep in a moist and cool place.

**Onions (dry)** – Approximately 8 days before the fair, pull and twist tops and remove outer layer of dirty skin. Spread them in an open shed so air will pass over them until time to take to the fair. Remove the tops and clip off the roots; but in doing so, avoid damage to the node or basal plate. Choose well- formed bulbs, avoiding “doubles”, thick necks or other off-type specimens.

**Leeks and Green Onions** – Dig immediately prior to going to the fair. Avoid damage to node or basal plate. Remove outer layer of skin to get soil off. Wash. Choose specimens that are well blanched or white.

**Sweet Corn** – Remove part of husk leaving 2 or 3 layers for protection against drying. Cut off stem back to the outer layer of husk. Choose well pollinated and well-developed ears with good tip cover and tip full, in the “milk” stage.

**Cucumbers** – Harvest by cutting stems, leaving approximately ¼ inch of stem. Avoid injury to fruit. Wash if necessary. Choose well-shaped specimens. Those extremely pointed, dumbbells, and badly crooked are looked on as off-type.

**Eggplant** – Leave stem intact with fruit. Choose specimen with skins not dry, but firm to the feel or those which are tender and succulent. Uniformity is important, too.

**Kohlrabi** – Remove roots but leave above ground portion of

stem. Remove leaves but avoid injury to the skin. Tenderness is important.

**Muskmelon & Watermelon** – Leave about 1 inch of stem. Wash if necessary.

**Peas** – Choose those that are sweet, moist, and tender and not those that are bitter, dry, and tough or woody. Wash if necessary.

**Peppers** – (Sweet) Choose specimens that are firm or meaty. Leave approximately ¼ inch of stem. Keep in a cool, moist place. Avoid injury, wash if necessary. If premium list calls for Green Pepper, then do not include ripe or even partially ripe (reddening) specimens.

**Pumpkins** – Cut stems where they attach to the vine. Wash if necessary.

**Rhubarb** – Leave about 1” of green portion of leaf. Leave base of petiole (stem) intact. Wash.

**Summer Squash** – Leave stem. Choose tender specimen. For the long type, they may be from 5 to 8 inches long. For the round type and some crooked necks, choose those which are tender and succulent. Some types are ready for use as soon as the blossom has withered.

**Winter Squash** – Same as pumpkin.

**Tomatoes** – (Ripe) Remove stems. Avoid injury. Wash.

**Tomatoes** – (Green) Leave stems. Choose specimens that are not turning reddish.

## JUDGING FACTORS

Condition, type, and uniformity are the three things’ judges go by. Condition includes primness of the optimum stage of maturity for intended use; tenderness or toughness; size, cleanliness, freedom from damage, preparation, and freedom from defects caused by insects, disease, and any other things.

Type includes trueness in shape or variety name, and the degree of roughness or smoothness.

Uniformity includes the factors of consistency in type, color, size, and quality.

Condition and type are directly related to the actual value (nutritional, palatability, or preparability) of the vegetable. Though the factor of uniformity is demanded on the market today, it adds nothing to the actual value of the vegetable, yet we do not ignore it.

Emphasis among the factors of condition, type, and uniformity will vary among vegetable species. Primness or stage of maturity is critically important with sweet corn, asparagus (not often shown), snap beans, broccoli, cauliflower, cucumbers, eggplant, peas, spinach and summer squash.

Uniformity is especially important for baking potatoes and cucumbers.

Type is very important for potatoes, tomatoes, cucumbers, onions, and others. Therefore,



point scoring will vary from one species of vegetable to the next.

(Prepared by Orville McCarver, Past Extension Horticulturist, Bozeman, MT)

Exhibits that do not contain the required number of vegetables will not be considered for awards. Exhibits will be judged for uniformity, maturity, variety characteristics, freedom from disease, and quality. Place all exhibits on paper plates – except for heavy vegetables. (Plates will not be furnished.)

**Class 1 – Adult**

**Class 2 – Professional**

**Class 3 – Youth, 14 & Under**

**Class A - GARDEN**

**Lot #**

1. Beans, pole, 8 pods
2. Beans, dry, 8 pods
3. Beans, yellow, fresh, 8 pods
4. Beans, green, fresh, 8 pods
5. Beans, purple, fresh, 8 pods
6. Beans, lima, fresh, 6 pods
7. Beets, 3
8. Beets, white, 3
9. Beets, gold, 3
10. Broccoli, 1 head
11. Brussel sprouts, 4
12. Cabbage, round, 1
13. Cabbage, conical, 1
14. Cabbage, flat, 1
15. Cabbage, red, 1
16. Leaf lettuce
17. Cantaloupe or muskmelon, 1
18. Carrots, half long, 3
19. Carrots, long, 3
20. Carrots, Red, 3
21. Carrots, White, 3

22. Carrots, Purple, 3
23. Carrots, Yellow, 3
24. Cauliflower, 1
25. Celery, 1
26. Cucumbers, burpless, 4
27. Cucumber, slicing, 4
28. Cucumbers, pickling, 4
29. Eggplant, 1
30. Garlic, 3 bulbs loose
31. Garlic, 5-10, braided
32. Garlic, elephant, 1 bulb
33. Garlic, largest w/stalk and seed head
34. Kohlrabi, 3
35. Leeks, 1
36. Okra, 3
37. Onions, red or yellow, 3
38. Onions, white, 3
39. Onions, pickling, 4
40. Onions, green bunching, 6
41. Parsnips, 3
42. Peas, 6 pods
43. Peas, edible pod, 6 pods
44. Peppers, red, sweet, 3
45. Peppers, green, hot 3
46. Peppers, red, hot, 3
47. Peppers, bell, 3
48. Any other pepper not listed & identify, 3
49. Pumpkin, 1
50. Pumpkin, small sugar, 2
51. Largest pumpkin, 1, judged by weight
52. Rhubarb, 3 stalks
53. Squash, table queen, 1
54. Squash, buttercup, 1
55. Squash, hubbard, 1
56. Squash, marble, 1
57. Squash, any other winter, 1, & identify
58. Squash, zucchini, 2, 8" or under
59. Squash, zucchini, 1, largest, judged by weight

60. Squash, yellow, straight or crookneck, 2
61. Squash, zucchini, yellow
62. Squash, white or scallop, 2
63. Squash, spaghetti, 2
64. Squash, any other summer, 2, & identify
65. Squash, largest, 1 judged by weight
66. Sunflower, 1 head
67. Swiss chard plant, 1
68. Sweet corn, 3
69. Turnips, table, 3
70. Tomatoes, Cherry, 3
71. Tomatoes, red, 3
72. Tomatoes, green, 3
73. Tomatoes, heirloom, 3
74. Tomatoes, small ripe, 3
75. Tomatoes, yellow pear, 3
76. Watermelon, 1
77. Watermelon, largest, judged by weight
78. Potatoes, round red, 3
79. Potatoes, early round white, 3
80. Potatoes, russet, 3
81. Potatoes, any other not listed, 3, & identify
82. Strangest naturally grown vegetable
83. Collection of garden products in basket, box, or appropriate display, five items at least, judged on quality and arrangement.
84. Vegetable, decorated, dressed or carved, etc.
85. Any other vegetable not listed: If similar to carrot, beet, or corn, bring 4. If pea or bean type vegetable, 8 specimens. Identify.
86. Ornamental vegetable.



**Class B - FRUITS**

**Lot #**

- 87. Plate of yellow apples, any variety, 5, leave stems on
- 88. Plate of green apples, any variety, 3
- 89. Plate of any other apples, 5
- 90. Plate of crabapples, 5
- 91. Plate of hybrid plums, 5
- 92. Plate of wild plums, 5
- 93. Plate of grapes, green, 5 bundles
- 94. Plate of grapes, red, 5 bundles
- 95. Pint of compass cherries
- 96. Pint of sand cherries
- 97. Strawberries, 10
- 98. Gooseberries, 10
- 99. ½ pint of currants
- 100. Black raspberries, 10
- 101. Red raspberries, 10
- 102. Chokecherries, 10
- 103. Any other fruit not listed: If similar type fruit to large apples, bring 5; if similar to small fruit, 10.

**Class C - HERBS**

**Lot #**

- 104. Dill, 3 stalks
- 105. Parsley, 5 stems tied in a bunch
- 106. Marjoram, 3 stems
- 107. Chives, 5 stems
- 108. Basil, 3 stems
- 109. Fennel, 3 stems
- 110. Mint, 3 stems

- 111. Garlic, 3 heads
- 112. Oregano, 3 stems
- 113. Sage, 3 stems
- 114. Rosemary, 3 stems
- 115. Thyme, 3 stems
- 116. Any other herb not listed & identify

**Open Class Garden Awards sponsored by John and Di Barbero**

**SECTION I: OPEN CLASS LIVESTOCK**

**Class 1 – Market Beef**

These animals will not be sold.

**Lot #**

- 1. Market beef, all breeds

**Class 2 – Beef Breeding**

All animals shall be exhibited by the owner. Grades and/or purebreds will be shown together within each breed.

- Class 2A – Hereford**
- Class 2B – Black Angus**
- Class 2C – Crossbred**
- Class 2D – Any other**

**Lot #**

- 1. Female, 1 to 12 months
- 2. Bull, 1 to 12 months
- 3. Female, over 12 to 24 months
- 4. Bull, over 12 to 24 months
- 5. Female, over 24 to 36 months
- 6. Female, over 36 months or older
- 7. Female, over 12 to 24 months, and calf
- 8. Female, over 36 months, and calf

- 9. Female over 36 months and older, and calf

**Class 3 – Orphan Calf**

Non-4-H exhibitors under 9 years of age. No prior entry required.

**Lot #**

- 1. Calf will be judged on gentleness and relationship with exhibitor.

**Class 4 – Lambs**

Only lambs under 1 year of age may be shown.

Lambs will be judged on condition, conformation, and thriftiness.

**Lot #**

- 1. Single Market Lamb
- 2. Pen of 3 feeder lambs
- 3. Single feeder lamb

**Class 5 – Bum lamb**

Non-4-H exhibitors under 9 years of age. No prior entry required.

**Lot #**

- 1. Lambs are judged on gentleness and relationship with exhibitor.

**Class 6 – Sheep Breeding**

Sheep entered in breeding classes will be judged upon breeding type and characteristics, quality, and development for age.

Animals in this class must show evidence of grooming and fitting.

- Class 6A – Targhee**
- Class 6B – Columbia**
- Class 6C – Hampshire**
- Class 6D – Suffolk**
- Class 6E – Corriedale**
- Class 6F – Polypay**
- Class 6G – Any other**

**Lot #**

1. Ewe lamb
2. Yearling lamb
3. Ewe & lamb or lambs – 2-year-old
4. Ewe & lamb or lambs – 3-year-old
5. Ram lamb
6. Yearling ram
7. Ram – 2 years and over

**Class 7 – Fleece**

**Class 7A – Ewe Wool**

**Lot #**

1. Fine, 64-80 microns
2. Medium, 50-62 microns
3. Course, 44-48 microns
4. Very Course, 36-40 microns

**Champion Ewe Fleece Award - FFA, 4-H, and Open Class - sponsored by Tri-state Wool Marketing Association**

**Class 7B – Ram Wool**

**Lot #**

5. Fine, 64-80 microns
6. Medium, 50-62 microns
7. Course, 44-48 microns
8. Very Course, 36-40 microns

**Class 7C – Lamb Wool**

**Lot #**

9. Fine, 64-80 microns
10. Medium, 50-62 microns
11. Course, 44-48 microns
12. Very Course, 36-40 microns

**Class 8 – Dairy**

**Lot #**

1. Female, 1 to 12 months
2. Female, 12 to 24 months
3. Female, 24 months and older
4. Cow and calf

**Class 9 – Dairy Goat**

Class is open to all dairy goats regardless of breed.

**Lot #**

1. Female, 1 to 12 months
2. Female, 12 to 24 months
3. Female, 24 to 48 months
4. Dairy goat and kid(s)
5. Angora goat, female
6. Angora goat, male

**Class 10 – Swine breeding**

A litter is comprised of four pigs at least 2 months of age or both sexes, farrowed by one sow. To enter in the individual lots, separate individuals are required.

**Lot #**

1. Any gilt, 5 through 12 months of age
2. Sow and litter

**Class 11 – Poultry**

Class is open to all breeds with primary emphasis on egg production traits.

**Lot #**

1. Pen of three pullets
2. 1 rooster and 2 hens
3. Any other breed, specify

**Class 12 – Rabbit**

Exhibitor must be present when rabbits are being judged.

**Lot #**

1. One buck, 1-3 months, any breed
2. One buck, 3-6 months, any breed
3. One buck, 6 months & older, any breed
4. One doe, 1-3 months, any breed
5. One doe, 3-6 months, any breed
6. One doe 6 months & older, any breed
7. One doe, with kits

**SECTION J: OPEN CLASS PHOTOGRAPHY**

Photos should not have been exhibited at any prior Powder River County Fair.

A photo should be exhibited only once. **Exhibitor may enter only 1 photo per lot number.**

All photos should be mounted or framed. Wire or string hangers are required for those 5x7” or larger.

**Children’s Exhibits—  
There will be a separate**

**children's class.** Children are encouraged to enter and will be judged according to the Danish system. Thus, all children's exhibits will be awarded a white, red, or blue sticker. Be sure to state your age on your exhibit tag. Children are considered 14 years or younger.

For exhibit only: Pictures of unusual happenings or occurrences or those that are great conversational pieces. These will not be judged.

Adults will enter in the Amateur, Advanced Amateur, Very Experienced or Professional classes upon request.

**An Amateur Photographer is a beginner who takes photographs as a hobby. An Advanced Amateur has been pursuing photography for several years, possibly exhibiting, entering contests and selling the occasional photo. An Experienced Photographer has been involved with photography for many years, taking photos for events, such as graduation, weddings, etc. Any person whose occupation is photography is a Professional Photographer**

"PHOTOS" are size 3x3" to less than 5x7." "ENLARGEMENTS" are 5x7" and up.

**Class 1 – Children, 14 & Under**

**Class 2 – Amateur**

**Class 3 – Advanced Amateur**

**Class 4 – Very Experienced**

**Class 5 – Professional**

**Class A – Colored Photos**

**Class B – Black & White Photos**

**Class C – Colored Enlargements**

**Class D – Black & White Enlargements**

**Lot #**

1. Action
2. Agricultural
3. Animal/Animals
4. Animal character study
5. Architecture (showing line & shapes)
6. Astrophoto (moon, stars, comet)
7. Baby or babies (3 or under)
8. Bird(s)
9. Boats or ships (pertaining to either, but include one or the other, boat, canoe, raft, or ship)
10. Character study – adult (capture character not formal portrait)
11. Character study – children (capture character not formal portrait)
12. Children (Four and older)
13. Christmas card scene
14. Cityscape
15. Clouds
16. Creative use of light
17. Digital (graphic alteration or color alteration)
18. Farm/Ranch Machinery
19. Farm/Ranch Scene
20. Fire
21. Flowers (distinguishable)
22. Foliage/leaves
23. Food
24. Framing (a border around a subject such as frame of anything, viewing a scene beyond)
25. Holiday
26. Humor
27. Industrial

28. Insects
29. Landscape (distant countryside)
30. Lines
31. Macro (close-up of small subject)
32. Mono-Chromatic/Camouflage
33. Nature Study
34. Old Buildings
35. Panoramic
36. Patterns
37. Person/People
38. Pet/Pets
39. Portraits
40. Reflections
41. Relationships (a connection between people or animals and so forth)
42. River or Streams
43. Scene for a calendar
44. Silhouette (dark image outlined against a light background)
45. Sky
46. Snow Scene
47. Sports
48. Still Life (arrangements or set ups)
49. Sunrise/sunset
50. Textures
51. Tree(s)
52. Unique (unusual scene)
53. Unique II (unusual subject)
54. Waterscape (2/3 water)
55. Weather
56. Western
57. Wildlife
58. Three or more photos for a photo story
59. Any other photo not listed & identify

**Open Class Photography Awards sponsored by MGM Images**

**SECTION K: OPEN CLASS  
HOMEMADE GADGETS &  
INVENTIONS**

This section is for homemade ranch or home inventions and gadgets. It is designed for the self-made inventor who has made useful items out of not-so-useful items, or from scratch. Substantial improvements on an existing piece of equipment will qualify. It will include description of how the item is to be used.

Entries will be judge on originality, practicality, and construction quality.

The top two inventions or gadgets overall will be chosen from all blue sticker entries for Grand and Reserve Grand Champion.

**Class 1 – Homemade Gadgets & Inventions**

**Lot #**

1. Gadgets for use with livestock
2. Gadgets for use in crop production or handling
3. Gadgets for use in the shop
4. Gadgets for general farm or ranch use
5. Gadgets for home use
6. Gadgets for garden use
7. Any other gadget not listed & identify

**4-H DIVISION**



**Premium Awards:**

Blue - \$6.00

Red - \$4.00

White - \$2.00

Champion in each unit - \$4.00

Reserve Champion - \$2.00

Grand Champion - \$8.00

Reserve Grand Champion - \$4.00

**4-H Premiums are forfeited if exhibits are removed from the Fair early.**

In an effort to reduce cost, blue, red, & white stickers will be used to indicate placing for non-livestock entries. If the exhibitor would like a ribbon, they can pick one up matching their placing at the Fair Office anytime on Saturday.

Each class in the 4-H section of the fairbook has a lot called "Item for Sale." These items will be judged the same as all other entries. These "Item for Sale" items will be offered for sale at a silent auction during the fair. Participation in the silent auction is not mandatory. Members can place a minimum bid on their item and "no sale" an item if a bid is not high enough.

**Only one entry/exhibitor/project.**

**SECTION M: 4-H CLUB  
EDUCATIONAL DISPLAY**

**Class 1 – Educational Display**

**Lot #**

1. Display of a club project (weeds, safety, ecology, etc.)

The area for each display is 9x7'.

Display will be rated by the Danish system.

The displays will be judged using the following point system.  
Originality – 35 points  
Artistic Arrangement – 25 points  
Information Presented – 40 points.

Cash awards will be paid:

First place - \$15.00

Second place - \$10.00

Third place - \$5.00

**SECTION N: 4-H GENERAL  
PROJECTS**

**Class 1 – 4-H Entomology**

Exhibitors should be currently enrolled in one skill level of the entomology project. Exhibit boxes of insect collections should be 18x12" for 25 insects and 18x24" for 50 insects. Each box should be 3 ½ - 4" deep. Boxes should be covered with Plexiglass that can be removed. Collections should be organized by order.

**Class 1A – Level 1, Teaming with Insects**

**Lot #**

1. Using pictures as a guide, make a separate drawing of each of the insect body parts for 5 different insects and be able to name the parts and assemble each insect.
2. Build a pit fall trap in 3 different habitats around your lawn and garden, count and identify the different types of insects you catch in each overnight and be able to discuss the procedure and results.
3. Make a poster showing some invasive insects important to your area, including a picture, description of where they live, and why they are bad for your environment.
4. Make a poster of beneficial insects you might find in your garden or that are commonly used in greenhouses and how they can be used in an Integrated Pest Management Program.
5. Build a cookbook that could be used by people around the world who use insects for food.
6. Collect, mount, identify, and label at least 25 different kinds of adult insects, including at least 5 Orders one of which should be Order Lepidoptera. (Hint: Use the bugs from your

pitfall trap and check the grill guard on family vehicles.)  
For first year members of level 1.

7. Collect, mount, identify, and label at least 30 different kinds of adult insects, including at least 5 Orders one of which should be Order Lepidoptera. For second year members of level 1.
8. Collect, mount, identify, and label at least 35 different kinds of adult insects, including at least 5 Orders one of which should be Order Lepidoptera. For third year members of level 1.
9. Any other item not listed, related to project & identify
10. Project Activity Guide
11. Item for Sale

**Class 1B – Level 2, Teaming with Insects**

**Lot #**

1. Build at least 2 insect traps (Areal Net, Berlese Funnel, Indoor Insect Trap, Modified Wilkinson Trap, or Light Attractor) and be able to discuss what insects you caught with them and why different traps are used to capture different types of insects.
2. Build a poster discussing how to tell the difference between at least 5 different orders of insects.

3. Build a metamorphosis wheel for an insect with complete metamorphosis and be able to discuss where each stage lives and what they eat and are eaten by.

4. Build a detailed poster that could be used by homeowners, farmers, ranchers, or foresters discussing an economically important insect pest, including its history, life stages, damage caused, and control measures.
5. Collect, mount, identify, and label by Order at least 50 different kinds of insects. For first year members of level 2.
6. Collect, mount, identify, and label by Order at least 60 different kinds of insects. For second year members of level 2.
7. Collect, mount, identify, and label by Order at least 70 different kinds of insects. For third year members of level 2.

8. Any other item not listed, related to project & identify
9. Project Activity Guide
10. Item for Sale

**Class 1C – Level 3, Teaming with Insects**

**Lot #**

1. Build an electronic media presentation discussing an important insect pest in your area discussing its history,



- life stages, damage caused and control measures.
- 2. Build an electronic media presentation discussing Integrated Pest Management for either Turfgrass, Vegetable Garden, Green House, or Forest.
- 3. Build or purchase, use, and be able to discuss how to use at least 3 methods of monitoring important insect pests used by professional entomologist and be able to discuss economic threshold levels and possible control options. (ie: Sweep Net/Grasshoppers, Pheromone Trap/Orange Wheat Blossom Midge, Sticky Trap/White Flies, Grain Ball/Wireworms)
- 4. Collect, mount, identify, and label by Order at least 85 different kinds of insects. For first year members of level 3.
- 5. Collect, mount, identify, and label by Order at least 120 different kinds of insects. For second year members of level 3.
- 6. Collect, mount, identify, and label by Order at least 120 different kinds of insects. Make a separate collection of beneficial predatory insects (including different growth stages) and the insect species they prey on. For third year members of level 3.

- 7. Any other item not listed, related to project & identify
- 8. Project Activity Guide
- 9. Item for Sale

**Class 1D – Independent Study**

**Lot #**

- 1-10. Up to ten unlike items related to project.
- 11. Item for Sale

**Grand Champion Entomology Award sponsored by the Powder River County Fair**

**Reserve Grand Champion Entomology Award sponsored by Powder River County Fair**

***Class 2 – Exploring 4-H***

This project is designed for beginning members. It gives them an opportunity to explore several projects. Members can select the units they would like to compete in.

**Class 2 – Exploring the Treasures of 4-H**

**Lot #**

- 1. Display your treasure box
- 2. Display your Travel Log
- 3. Scrapbook of 4-H information
- 4. Display your cards and your Happy Face or favorite things to do lists
- 5. Poster related to project
- 6. Any other item related to project, identify
- 7. Project Activity Guide
- 8. Item for Sale

**Grand Champion Exploring 4-H Award sponsored by Powder River County Fair**

**Reserve Grand Champion Exploring 4-H Award sponsored by Powder River County Fair**

***Class 3 – 4-H Leadership***

**Lot #**

- 1-6. Up to ten unlike items pertaining to project, containing information on what you have accomplished in your project and what you've learned.
- 7. Item for Sale

**Grand Champion Leadership Award sponsored by the Powder River County Fair**

***Class 4 – 4-H Photography***

**Hints on preparing Fair Entries for the photography project**

Keep the mount of poster board absolutely clean. Mount the same lot numbers on the same poster board. (Example: If you enter in three lots, you'll need three pieces of poster board.) When a lot number calls for more than one picture, the pictures should be mounted on one piece of poster board.

Titles should be as neat as possible. Do your titling on lightly ruled lines which can be erased later.

Suggested mounting materials are rolled scotch tape,

double stick tape, or rubber cement on the photo backs. If you use rubber cement, be sure to coat both surfaces and allow time for the cement extending beyond the picture to dry, then it will rub off.

Be sure the poster board you use for mounting is heavy enough. Suggested matting for the photos may be cut from matt board or construction paper. Matting isn't required but helps in cropping photos and presentation.

**Class 4A – Photography Basics, Level 1**

**Lot #**

1. Two pictures-one in landscape and one in portrait of the same subject
2. Two or more pictures showing how to keep a phot steady and level
3. Two or more photos of the same subject taken in different lighting
4. One photo where lighting creates a "mood"
5. A series of photos showing interesting shadows
6. Photo with sidelight from a window
7. Series of photos showing lighting-front, back, side, top
8. Photo or series of photos showing subject with and without flash
9. Series of landscape photos
10. Two photos of same subject-one with subject in foreground, one with subject in background

11. Photo with an obvious focal point
12. Three photos from different distances
13. One or more close-up photos
14. Photos demonstrating clutter-removal-before and after
15. Series of photos showing bird's eye or bug's eye point of view
16. One or more trick photos done through placement of subject
17. Display of one or more selfies
18. One or more photos of people
19. One or more photos of animals
20. One or more photos of buildings
21. One or more photos of landscapes
22. Photo story-series of photos that tell a story
23. One or more black and white photos that show texture, shape, contrast, and composition
24. One 8x10 or 5x7 enlargement mounted of your best picture in terms of composition, human interest, appeal, and quality
25. Display of "problem" pictures with description of how you could have made each picture better using the photo scorecard
26. Photo slideshow no longer than 5 minutes in length, with or without music
27. Project Activity Guide
28. Item for Sale

**Class 4B – Next Level Photography, Level 2**

**Lot #**

29. Display showing different parts of your camera
30. Series of photos showing use of different lenses
31. One or more photos showing use of lens filters
32. One or more photos where light is used to create a mood
33. One or more photos making good use of reflections
34. One or more photos showing skill in use of the flash
35. One or more photos showing skill in use of natural light
36. One or more photos showing strong use of the "rule of thirds"
37. One or more photos showing the use of the "golden triangle"
38. One or more photos showing the use of the "golden rectangle"
39. One or more photos showing different point of view or perspective
40. One or more photos where positive and negative space changes the composition of the photo
41. One or more candid photos
42. One or more close-up photos of ordinary items
43. One or more panoramic photos
44. One or more photos showing use of color to create warm, cool, monochromatic,

- contrasting or complementary photos
- 45. One or more photos that inform, educate or persuade
- 46. Photos or poster educating viewers on some aspect of photography
- 47. Display of "problem" pictures with description of how you could have made each picture better using the photo scorecard
- 48. Photo slideshow no longer than 5 minutes in length, with or without music
- 49. Project Activity Guide
- 50. Item for Sale

**Class 4C – Mastering Photography, Level 3**

**Lot #**

- 51. Series of photos showing different shutter speeds (please mark clearly)
- 52. Series of photos showing different apertures (please mark clearly)
- 53. Series of photos showing use of aperture or shutter speed to stop motion in a photo
- 54. One or more photos showing depth of field as affected by aperture settings
- 55. One or more photos taken in low light
- 56. One or more photos taken in low light with a long exposure
- 57. One or more photos showing overexposed, underexposed, and corrected lighting
- 58. One or more silhouette photos

- 59. One or more photos showing framing
- 60. One or more photos showing strong elements of composition
- 61. One or more photos using angles to frame the subject
- 62. One or more photos that create a strong line in the photo
- 63. One or more photos that demonstrates harmony by using the rule of thirds
- 64. One or more photos that create discordance
- 65. One or more still life photos
- 66. One or more formal portraits of people
- 67. One or more informal portraits of people
- 68. One or more photos showing shapes, textures or patterns
- 69. One or more photos showing symmetry and asymmetry
- 70. One or more action photos
- 71. One or more underwater photos
- 72. One or more astrophotos (moon, stars, planets)
- 73. One or more infrared photos
- 74. Display showing the concept of joiners
- 75. Display of "problem" pictures with description of how you could have made each picture better using the photo scorecard
- 76. Photo story
- 77. Photo slideshow no longer than 5 minutes in length, with or without music
- 78. Project Activity Guide
- 79. Item for Sale

**Class 4D – Videography-Movie Magic, Level 4**

**Lot #**

- 80. Short Movie, 1-2 minutes
- 81. Long Movie, 5 minutes
- 82. Public Service Announcement
- 83. Storyboard and/or script for film production
- 84. Podcast of Video created
- 85. Research on topic for film creation
- 86. Filmed interviews on topic for film creation
- 87. Project Activity Guide
- 88. Item for Sale

**Class 4E – Independent Study**

**Lot #**

- 89-98. Up to ten unlike items pertaining to project
- 99. Item for Sale

**Class 4F – General Photography**

Open to any member enrolled in a unit of photography. You must enter an item in a Unit before entering in general.

**Lot #**

- 100. Three photos using a desk or photo lamp
- 101. Four pictures using imagination or results of an experiment with motion, trick pictures, etc.
- 102. Educational display or poster
- 103. Portrait with a frame
- 104. Large photo, framed, at least 5 x 7"

- 105. One or more pictures used for home decoration
- 106. One or more photos showing before and after computer enhancement
- 107. One or more photos showing before and after computer touchup
- 108. Two pictures of value contrast (light and dark), one of little contrast and one of much contrast
- 109. Forced Perspective
- 110. Free Choice

**Grand Champion Photography award sponsored by Noble Law Firm**

**Reserve Grand Champion Photography award sponsored by Big Sky Photography – Lana Smith**

***Class 5 – 4-H Self Determined***

**Lot #**

- 1-6. Up to six unlike entries demonstrating skills and knowledge
- 7. Project Activity Guide
- 8. Item for Sale

**Grand Champion Self Determined award sponsored by Tom & Ann Emmons**

**Reserve Grand Champion Self Determined award sponsored by Powder River County Fair**

***Class 6 – 4-H Cowboy Poetry***

To exhibit in this category, you must be currently enrolled

in 4-H Cowboy Poetry project. There is only one level in this project, and it is self-paced.

**Lot #**

- 1. A poster showing what you have learned about cowboy poetry
- 2. Display of at least 3 original poems written by you during the current year
- 3. An educational display related to what you have learned about rhyme schemes or meter
- 4. An educational display about some of the classic cowboy poets.
- 5. An educational display about Western Culture or history, especially about your local area
- 6. Display of examples of cowboy poetry you have found in your local library
- 7. A photo story of your participation in a cowboy poetry gathering
- 8. A photo story showing you teaching others to write and recite their own original poetry
- 9. Any educational display related to what you have learned in this project.
- 10. Item for Sale

**Grand Champion Cowboy Poetry Award sponsored by Jacy Collins & Emma Isaacs**

***Class 7 – 4-H Leathercraft***

Each article in the class must be entered under a separate

lot number. No pre-stamped leather is allowed. Please identify if items are made from kits.

**Unit 1**

**Lot #**

- 1. Poster or electronic media discussing the history of leather working.
- 2. Poster or display of different types of leather, where they come from, advantages and disadvantages, and uses.
- 3. Poster or display of tools used for leather working.
- 4. Book marker.
- 5. Coasters or rounders; set of four.
- 6. Article that was not pre-cut.
- 7. Article with lacing.
- 8. Article with lacing.
- 9. Article with lacing.
- 10. Article with lacing.
- 11. Any other item not listed & identify.
- 12. Any other item not listed & identify.
- 13. Any other item not listed & identify.
- 14. Project Activity Guide
- 15. Item for Sale

**Unit 2**

**Lot #**

- 16. Display of different ways to decorate leather.
- 17. Tooled, laced article, pre-cut.
- 18. Tooled, laced article, not pre-cut
- 19. Article with figure carved, not pre-cut.

- 20. Article of soft leather (no kits).
- 21. Article using filigree.
- 22. Any other item not listed & identify.
- 23. Any other item not listed & identify.
- 24. Any other item not listed & identify.
- 25. Project Activity Guide
- 26. Item for Sale

**Unit 3**

**Lot #**

- 27. Article with inverted carving techniques
- 28. Dyed article (no solid dyeing or shading techniques)
- 29. Article with lining
- 30. Hand-stitched article
- 31. Molded or shaped article
- 32. Any other item not listed & identify
- 33. Any other item not listed & identify
- 34. Any other item not listed & identify
- 35. Item for Sale

**Unit 4**

**Lot #**

- 36. Figure-carved article (no pictures)
- 37. Item using filigree
- 38. Embossed item
- 39. Dyed item (no solid color dyeing or color shading)
- 40. Any other item not listed & identify
- 41. Any other item not listed & identify
- 42. Any other item not listed & identify

- 43. Item for Sale

**Unit 5**

**Lot #**

- 44. Solid color dyed article
- 45. Block dyed article
- 46. Shade dyed article
- 47. Any other item not listed & identify
- 48. Any other item not listed & identify
- 49. Any other item not listed & identify
- 50. Item for Sale

**Unit 6**

**Lot #**

- 51. Figure carved scene
- 52. Figure carved portrait
- 53. Figure carved scene, dyed
- 54. Figure carved portrait, dyed
- 55. Any other item not listed & identify
- 56. Any other item not listed & identify
- 57. Any other item not listed & identify
- 58. Item for Sale

**Unit 7**

**Lot #**

- 59. Saddle from a kit
- 60. Rebuilt saddle
- 61. Custom built saddle
- 62. Any other item not listed & identify
- 63. Any other item not listed & identify
- 64. Any other item not listed & identify
- 65. Item for Sale

**Unit 8**

**Lot #**

- 66. Item or set using creative stamping
- 67. Stamped belt
- 68. Picture using creative stamping
- 69. Any other item not listed & identify
- 70. Any other item not listed & identify
- 71. Any other item not listed & identify
- 72. Item for Sale

**Unit 9**

**Lot #**

- 73. Braided article
- 74. Sculpted article
- 75. Expanded article
- 76. Collage or other art form
- 77. Any other item not listed & identify
- 78. Any other item not listed & identify
- 79. Any other item not listed & identify
- 80. Item for Sale

**Unit 10**

**Lot #**

- 81. One completed article or garment made by sewing leather (Basic sewing skills are required)
- 82. Any other item not listed & identify
- 83. Any other item not listed & identify
- 84. Any other item not listed & identify
- 85. Item for Sale

**Unit 11 – Independent Study**

**Lot #**

- 70-79. Up to ten unlike items
- 80. Item for Sale

**General Leathercraft**

Open to any member enrolled in a unit of Leathercraft. You must enter an item in a Unit before entering in general.

**Lot #**

- 71. Any item made from leather
- 72. Any item made from leather
- 73. Any item made from leather

**Grand Champion Leathercraft award sponsored by Kelly & Stacie Ostendorf**

**Reserve Grand Champion Leathercraft award sponsored by Larry & Dawn Draine**

***Class 8 – 4-H Wildlife***

**Class 8A – Level 1**

**Lot #**

- 1. Build a poster using a picture or pictures from a magazine of ones you have taken. Label the Woodland, Grassland, and Wetland areas and be able to explain which animals might use each habitat.
- 2. Make a poster explaining the difference between Herbivores, Carnivores, and

- Omnivores and paste cut out pictures of animals that would be in each group on it.
- 3. Using index cards, make a different card for each type of animal found in your area by pasting a picture of the animal on it and listing some facts. Be able to use the cards to show where each animal is in the food chain.
- 4. Build a poster explaining the food chain of animals in your area.
- 5. Any other item related to project, identify
- 6. Project Activity Guide
- 7. Item for Sale

**Class 8B – Independent Study**

**Lot #**

- 1–10. Up to ten unlike items
- 11. Item for Sale

**Grand Champion Wildlife award sponsored by Rumph Ranch Partners**

**Reserve Grand Champion Wildlife award sponsored by Powder River County Fair**

***Class 9 – 4-H Sport Fishing***

To exhibit in this category, you must be currently enrolled in one skill level of the Sport Fishing project. In order to complete a year in this project and exhibit at the fair, you should have completed a minimum of 6 activities during the year.

**Class 9A - Unit 1, Take the Bait**

**Lot #**

- 1. Picture or poster showing what you have learned about sport fishing
- 2. Display of lures and/or flies that you have made.
- 3. An educational display related to what you have learned about different types of fish.
- 4. An educational display related to what you have learned about fishing or angling.
- 5. Display of your fishing log or casting record.
- 6. Display of common fishing tackle equipment.
- 7. Display of basic fishing knots.
- 8. Display of 3 rigging systems
- 9. Any educational display related to what you have learned in this project.
- 10. Any other item not listed, related to project & identify
- 11. Project Activity Guide
- 12. Item for Sale

**Class 9B - Unit 2, Reel in the Fun**

**Lot #**

- 13. An educational display comparing the different types of casting techniques
- 14. Display of lures and/or flies that you have made
- 15. Display of your fishing log or casting record.
- 16. An educational display identifying the different parts of a fish.
- 17. An educational display of your favorite fish recipes.



- 18. Exhibit of your own hand-made fishing wallet
- 19. Display of at least 6 intermediate fishing knots (e.g. trilene, surgeon's, uni-knot, world's fair knot, two-fold open, and blood knot)
- 20. An educational display related to what you have learned about different types of fish.
- 21. Any educational display related to what you have learned in this project.
- 22. Any other item not listed, related to project & identify
- 23. Project Activity Guide
- 24. Item for Sale

**Class 9C - Unit 3, Cast into the Future**

**Lot #**

- 25. An educational display showing how you introduced a friend to fishing.
- 26. An educational display showing the four different types of reels.
- 27. An educational display of artificial flies and lures you have made.
- 28. An educational display of the different sizes and types of hooks.
- 29. An educational display showing at least 8 kinds of aquatic insects
- 30. An educational display about fishing habitats.
- 31. An educational display about fishing ethics.

- 32. A display of your fishing journal
- 33. An educational display about the different kinds of fish found in Montana.
- 34. Any educational display related to what you have learned in this project.
- 35. Any other item not listed, related to project & identify
- 36. Project Activity Guide
- 37. Item for Sale

**Class 9D - Independent Study**

**Lot #**

- 38-43. Up to 6 unlike items related to project
- 44. Item for Sale

**Grand Champion Sportfishing Award sponsored by Doug & Kerry Gardner**

**Reserve Grand Champion Sportfishing Award sponsored by Powder River County Fair**

**Class 10 - 4-H Shooting Sports**

**Class 10A – Level 1, Ages 9-11**

**Lot #**

- 1-6. Up to 6 unlike items related to project
- 7. Item for Sale

**Class 10B – Level 2, Ages 12-15**

**Lot #**

- 1-6. Up to 6 unlike items related to project
- 7. Item for Sale

**Class 10C – Level 3, Ages 16-19**

**Lot #**

- 1-6. Up to 6 unlike items related to project
- 7. Item for Sale

**Class 10D – Independent Study**

**Lot #**

- 1-6. Up to 6 unlike items related to project
- 7. Item for Sale

**Grand Champion Shooting Sports Award sponsored by Powder River Taxidermy – Shawn & Shawna Wahl**

**Reserve Grand Champion Shooting Sports Award sponsored by Jason & Hattie Arithson**

**Class 11 - 4-H Outdoor Adventures**

**Class 11A – Hiking Trails**

**Lot #**

- 1. Backpack containing essential items for a day hike
- 2. First aid kit you made for a day hike
- 3. Display relating to "Leave No Trace"
- 4. An educational display related to project
- 5. Any other item related to project not listed, identify
- 6. Project Activity Guide
- 7. Item for Sale

**Class 11B – Camping Adventures**

**Lot #**

- 8. Display of knots you tied for camping
- 9. 3-day camping menu, necessary equipment, method of preparation and clean-up
- 10. An educational display related to project
- 11. Any other item related to project not listed, identify
- 12. Item for Sale

**Class 11C – Backpacking Expeditions**

**Lot #**

- 13. 3-day backpacking menu, necessary equipment, method of preparation and clean-up
- 14. First aid kit you made for a backpacking trip
- 15. Display relating to “Leave No Trace” in a variety of environments
- 16. An educational display related to project
- 17. Any other item related to project not listed, identify
- 18. Item for Sale

**Class 11D – Independent Study**

**Lot #**

- 19-28. Up to ten unlike items related to project
- 29. Item for Sale

**Grand Champion Outdoor Adventures Award sponsored by Cliff Allen**

**Reserve Grand Champion Outdoor Adventures Award sponsored by Powder River County Fair**

***Class 12 – 4-H Visual Arts***

**Class 12A – Arts and Crafts**

**Lot #**

- 1. Article made in cutting and pasting
- 2. Article made in drawing
- 3. Article made in painting
- 4. Article made in sculpting
- 5. Article made in printing
- 6. Article made in fiber
- 7. Article made in 3-D construction
- 8. Poster related to project
- 9. Display related to project
- 10. Any other item not listed, related to project, identify
- 11. Project Activity Guide
- 12. Item for Sale

**Class 12B – Drawing, Fiber, and Sculpture**

**Unit 1 - Drawing**

**Lot #**

- 1. Continuous line and contour drawing
- 2. Drawing using shading techniques
- 3. Perspective drawing
- 4. Two drawings on different paper types
- 5. Drawing using colored pencils
- 6. Drawing using pen and ink
- 7. Artwork containing Calligraphy
- 8. Cartoon drawing
- 9. Create a Sketchbook

- 10. Any other item related to project, identify
- 11. Project Activity Guide
- 12. Item for Sale

**Unit 2 - Fiber Art**

**Lot #**

- 13. Item appliqued using felting wool
- 14. Item using cotton linter
- 15. Artwork using the batik method
- 16. Item created using a lap loom
- 17. Woven item created using an Inkle Loom
- 18. Naturally dyed item
- 19. Patchwork item created using symmetry
- 20. Create a Sketchbook
- 21. Any other item related to project, identify
- 22. Project Activity Guide
- 23. Item for Sale

**Unit 3 - Sculpting**

**Lot #**

- 24. Creative container
- 25. Clay head
- 26. Mask
- 27. Box Sculpture
- 28. Cardboard Sculpture
- 29. Floral Sculpting
- 30. Carving
- 31. Mobile
- 32. Create a Sketchbook
- 33. Any other item related to project, identify
- 34. Project Activity Guide
- 35. Item for Sale

**Class 12C – Painting, Printing, and Graphic Design**

**Unit 1 - Painting**

**Lot #**

1. Impasto
2. Scumbling
3. Self Portrait
4. Sand Painting
5. Abstract Painting
6. Acrylic Painting
7. Encaustic Painting
8. Oil Painting using perspective technique
9. Painting conveying action
10. Painting done with painting knives
11. Watercolor painting
12. Portfolio you made
13. An item printed using one special printing technique learned in project book
14. Any other item related to project, identify
15. Project Activity Guide
16. Item for Sale

**Unit 2 – Printing**

**Lot #**

17. Blueprint art
18. Print block used for wax resist painting
19. Collagraph block
20. Etched plexiglass picture
21. Personal stamp
22. Photo printed from a hand-drawn photographic negative on frosted acetate
23. Relief print as a result from linoleum block you made
24. Set of three or more monoprints using different fabrics and/or paper for each print

25. Stamp made from an inner tube tire
26. An item printed using one special printing technique learned in project book
27. Any other item related to project, identify
28. Project Activity Guide
29. Item for Sale

**Unit 3 - Graphic Design**

**Lot #**

30. An image created where positive vs negative was used mounted on black board with a cover sheet
31. Display of two or more experiments on one design using different colors on each experiment to create a different appearance of each
32. Self-portrait you created using photo editing
33. Design you created using typography
34. Portfolio you created of advertisements, shopping bags, labels and hand tags that demonstrate the elements and principles of design
35. A print as a result of a graphic design you created using a computer
36. Create a CD/DVD label
37. An image demonstrating optical illusions
38. An item printed using one special printing technique learned in project book
39. Any other item related to project, identify
40. Project Activity Guide
41. Item for Sale

**Class 12D – Visual Arts Independent Study**

**Lot #**

- 1-10. Up to ten unlike items related to project, identify
11. Project Activity Guide
12. Item for Sale

**Class 12E – Scrapbooking**

**Lot #**

1. Display of with research scrapbook materials and ideas
2. Display of tools and supplies for scrapbooking
3. Exhibit showing how cropping enhances photos for scrapbooking
4. Exhibit displaying properly mounted photos
5. Exhibit related to choosing photos to preserve
6. Scrapbook page(s) that show mounting photos creatively
7. Scrapbook page(s) that highlights using embellishments
8. Scrapbook page(s) that show journaling as a scrapbooking technique
9. Scrapbook page(s) that show background techniques or treatments
10. Research display of three different companies for digital scrapbooking
11. Digital scrapbook with a central theme
12. Digital scrapbook

13. Scrapbook using a central theme
14. Scrapbook showing a variety of techniques
15. Craft made based on scrapbook techniques
16. Framed scrapbook page
17. Any other item
18. Any other item
19. Any other item
20. Project Activity Guide
21. Item for Sale

**Class 12F – Scrapbooking, Independent Study**

**Lot #**

- 1-10. Up to ten unlike items related to project, identify
11. Project Activity Guide
12. Item for Sale

**Grand Champion Visual Arts award sponsored by Corey & Diana Swenson**

**Reserve Grand Champion Visual Arts Award sponsored by Powder River County Fair**

***Class 13 – 4-H Citizenship***

**Class 13A – Navigating Citizenship**

**Lot #**

1. Journal created from activities in Navigating Citizenship
2. Create a diorama depicting the three branches of government
3. Create and advertisement
4. Write a letter to the editor
5. Create a visual representation of “one person, one vote”

6. Write a lobbying plan
7. Design a seal and a flag
8. Plan a service-learning project with a tribal organization
9. Create a book of careers
10. Write a bill
11. Complete Kids Voting Activities
12. Make a video related to project
13. Poster related to project
14. Display related to project
15. Any other item not listed, related to project, identify
16. Project Activity Guide
17. Item for Sale

**Class 13B – Global Citizenship**

**Lot #**

1. Poster of trips abroad
2. Power Point of trips abroad
3. Videos of trips abroad
4. Presentation related to project
5. Display related to project
6. Any other item not listed, related to project, identify
7. Project Activity Guide
8. Item for Sale

**Class 13C – Independent Study**

**Lot #**

- 1-10. Up to ten unlike items related to project
11. Item for Sale

**Grand Champion Citizenship award sponsored by John & Julie Riley**

***SECTION O: 4-H FAMILY & CONSUMER SCIENCE PROJECTS***

***Class 1 – 4-H Babysitting***

**Class 1A - Babysitting**

**Lot #**

1. A babysitter’s magic bag
2. A family file and job log
3. Parent/guardian survey
4. Display or poster about babysitting safety, poisonous products, choking
5. Poster or display on First Aide
6. A Boo Boo Bunny
7. First Aid kit
8. Poster about ages and stages of children
9. Poster or display about food and nutrition of children
10. A babysitting business card and fliers or marketing pieces
11. Any other item not listed, related to project, identify
12. Project Activity Guide
13. Item for Sale

**Class 1B – Babysitting, Independent Study**

**Lot #**

- 14-23. Up to ten unlike items
24. Item for Sale

***Class 2 – 4-H Family Adventures***

**Class 2A – Family Adventures**

**Lot #**

- 25. Poster showing menu for family meal and noting each family members cooking and clean-up duties.
- 26. Collage showing favorite family story
- 27. Collage of family play equipment
- 28. Family photo story
- 29. Fire exit plan showing each member's escape route and meeting place
- 30. Poster of a family adventure
- 31. Scrapbook on family project
- 32. Project Activity Guide
- 33. Any other item not listed, related to project & identify
- 34. Item for Sale

**Class 2B – Independent Study, Family Adventures**

**Lot #**

- 35-44. Up to ten unlike items
- 45. Item for Sale

**Grand Champion Child Development Award sponsored by Powder River County Fair**

**Reserve Grand Champion Child Development Award sponsored by Powder River County Fair**

***Class 3 – 4-H Sewing & Textiles***

Enter only the lots of the sewing project in which you are enrolled. Extra clothing or items can be entered in General Sewing Projects.

Only one entry can be made in each lot by one exhibitor. Exhibit tags should be attached to garment rather than to the hanger.

Garments are not to be marked down for signs of wear or for patches.

“Any item not previously listed” means an item does not fit in any other category listed. Be sure to identify the item.

Exhibits will be judged on quality of construction, quality of workmanship, appearance, and functionality. For original designs, please include your pattern design.

**Class 3A – Sewing Level 1**

**Lot #**

- 1. Fringed woven placemat
- 2. Apron
- 3. Oven mitt
- 4. Bean bag game
- 5. Crayon roll
- 6. Book cover
- 7. Pillowcase with band
- 8. Wallet
- 9. Pajama pants
- 10. T-shirt redesign
- 11. Scissor case/sheath
- 12. Pin cushion
- 13. Needle book
- 14. Tote bag
- 15. Zipper pouch
- 16. Scrunchie
- 17. Headband
- 18. Fabric belt
- 19. Display or exhibit related to sewing tools
- 20. Color swatch color wheel

- 21. Display of fabrics using primary, analogous, complementary and tertiary color schemes
- 22. Display of fabrics illustrating intensity and value
- 23. Display related to fabric scavenger hunt, label fabrics by woven, knit and nonwoven and fiber content
- 24. Display related to sewing machine parts
- 25. Textile file with swatches of fabrics and fabric identification card
- 26. Fiber content experiment and results
- 27. Fiber zap (static electricity) experiment and results
- 28. Soak it up experiment and results
- 29. Natural or synthetic fiber experiment and results
- 30. Beach towel
- 31. Exhibit or sampler of seam finishes
- 32. Sample of five hand stitches
- 33. Refashioned clothing item
- 34. Consumer comparison display related to clothing or a sewing home decorating item
- 35. Display related to a community service project based on sewing
- 36. Travel kit
- 37. Travel bag
- 38. Laundry bag
- 39. Nine patch pillow
- 40. Any other item not listed, related to project, & identify

41. Any other item not listed, related to project, & identify
42. Any other item not listed, related to project, & identify
43. Project Activity Guide
44. Item for Sale

**Class 3B – Sewing Level 2**

**Lot #**

1. Display related to stripes as a design feature
2. Display related to print fabrics and design features
3. Display of pressing tools with labels on uses
4. Handmade tailor’s ham
5. Knit scarf from recycled fabrics
6. Textile file with swatches of fabric and fabric identification card
7. Burn test experiment and results
8. Chemical test experiment and results
9. Break it down environmental impact of textiles experiment and results
10. Detergent experiment comparison results
11. Holding it together experiment and results
12. Melting and color experiment and results
13. Seam finishes sampler
14. Display of darts, curves and gathering
15. Sampler of sewn buttonholes and sewn on buttons
16. Sampler of hand stitches

17. Display related to types of interfacing, when and where to use
18. Sampler of lap zipper
19. Sampler of invisible zipper
20. Sampler of fly front zipper
21. Sampler of centered zipper
22. Sampler of exposed zipper
23. Sampler with at least two styles of pockets
24. Shirt made with set in sleeve
25. Shirt sewn with raglan sleeve
26. Shirt sewn with kimono sleeve
27. Shirt sewn with dolman sleeve
28. Item sewn with cuff and placket
29. Item sewn with collar
30. Item sewn with waistband
31. Item sewn with faced waistline
32. Cost analysis of sewing project
33. Cost comparison of sewing project
34. Any other item not listed, related to project & identify
35. Any other item not listed, related to project & identify
36. Any other item not listed, related to project & identify
37. Project Activity Guide
38. Item for Sale

**Class 3C – Sewing, Level 3**

**Lot #**

1. Too large of a shirt resized to fit using serger
2. Display related to pressing tools and uses

3. Textile file with swatches of fabric and identification card
4. Natural vs. synthetic experiment and results
5. Detergent experiment homemade vs. commercial
6. Display related to textile laundering
7. Suitable swimsuit material experiment and results
8. Item sewn from swimsuit fabric
9. Item sewn using interfacing
10. Item sewn using lining
11. Item sewn with wool
12. Item sewn with velvet
13. Item sewn with vinyl
14. Item sewn with leather
15. Item sewn from a fabric with repeating patterns
16. Design comparison
17. Recycled or refashions sewing project
18. Project planning notebook or display
19. Item made with French seams
20. Item made with flat felled seams
21. Item sewn using boning
22. Item sewn or sampler of a rolled hem
23. Item sewn featuring an invisible zipper
24. Item sewn with a tailored lapel
25. Item sewn with a tailored sleeve and/or shoulder pads
26. Sampler of buttonholes and buttons sewn
27. Item sewn using one or more couture techniques

28. Display related to sewing community service project
29. Sewing entrepreneur project
30. Sewing business plan
31. Display related to accessorizing outfits either handmade or purchased
32. Consumer project related to wardrobe
33. Any other item not listed, related to project & identify
34. Any other item not listed, related to project & identify
35. Any other item not listed, related to project & identify
36. Project Activity Guide
37. Item for Sale

**Class 3D – Shopping in Style**

**Lot #**

1. Display about your personal style (words, pictures, collage, etc.)
2. Display related to “creating an impression”
3. Display with pictures of people and written first impression
4. Exhibit describing impression you want to make and how clothing can help
5. Exhibit related to how clothing and appearance communicate
6. Display related to trends in fashion
7. Exhibit related to historic trends in fashion
8. Display related to cultural dress

9. Exhibit about careers in clothing, fashion and style
10. Display regarding body portions and styles to flatter different body types
11. Exhibit related to colors and image
12. Display about colors of clothing in your wardrobe
13. Mix and match display to show trends or colors or styles for body types
14. Exhibit demonstrating use of design elements to flatter figures
15. Exhibit related to fabrics and textures in clothing
16. Digital closet – electronic display of mix and match clothing “selected” for you or for another person
17. Clothing inventory from your closet or from a family members’ closet
18. Exhibit related to shopping for clothing
19. Display of thrift store shopping experience or mix and match finds
20. Cost per wear analysis
21. Comparison of shopping options – cash, credit, layaway and final costs
22. Exhibit related to clothing care and repair
23. Exhibit related to man-made and/or synthetic fiber production, characteristics, etc.
24. Laundry list – exhibit related to laundering and caring for clothing

25. Clothing first-aid kit
26. Example of mending – hems, buttons, etc.
27. Exhibit about clothing storage
28. Exhibit related to skin care routines
29. Exhibit related to cosmetics
30. Exhibit related to undergarments (function, types, trends, etc.)
31. Photo with one fashion show commentary
32. Collection of photos with written style show commentaries (5+)
33. Any other item not listed, related to project & identify
34. Any other item not listed, related to project & identify
35. Any other item not listed, related to project & identify
36. Project Activity Guide
37. Item for Sale

**Class 3E – Independent Study**

**Lot #**

- 38-47. Up to 10 unlike items related to project
48. Item for Sale

**Class 3F – General Sewing Projects**

All general clothing articles must be labeled as to which sewing level or project that the participant is enrolled. General sewing projects are open to any member enrolled in a unit of clothing.

**Lot #**

1. Placemats or napkins
2. An accessory (scarf, tie, belt, hat), identify
3. Vest
4. Skirt, any style
5. Jumper or jumpsuit
6. Blouse, shirt, or top
7. Pants, slacks, shorts
8. Dress-casual
9. Dress, 1 or 2 piece
10. Lounge wear
11. Jacket or cape

**Grand Champion Sewing Award  
sponsored by Silver Sage Clothing**

**Reserve Grand Champion Sewing  
Award sponsored by Powder  
River County Fair**

***Class 4 – 4-H Handwork  
Projects***



**Class 4A – Knitting**

The knitting project is designed to teach members the basic skills of knitting and allow members to use their creativity in producing articles that will enhance their wardrobes.

**Beginning**

**Lot #**

1. Goal for knitting project
2. Exhibit related to knitting tools
3. Display of knitting stitches or sampler
4. Purse or other small item

5. Hair scrunchie
6. Holiday bell or other holiday ornament
7. Ribbed hat
8. Head band or ski band
9. Covered hangers
10. Dish Cloth
11. Teddy Bear sweater
12. Any other item not listed, related to project & identify
13. Any other item not listed, related to project & identify
14. Any other item not listed, related to project & identify
15. Item for Sale

**Intermediate**

**Lot #**

16. Goal for knitting project
17. Exhibit related to knitting tools
18. Display of knitting stitches or sampler
19. Display of methods for joining seams or sampler
20. Slippers
21. Two needle mittens
22. Pillow cover
23. Baby blanket
24. Potholder
25. Any item not listed, related to project & identify
26. Any item not listed, related to project & identify
27. Any item not listed, related to project & identify
28. Item for Sale

**Advanced**

**Lot #**

29. Goal for knitting project

30. Exhibit related to knitting tools
31. Display of knitting stitches or sampler
32. Doll sweater
33. Doll skirt
34. Sweater
35. Socks or cap using double needles
36. Article using circular needles
37. Skirt
38. Display comparing yarns and their properties.
39. Any item not listed, related to project, & Identify
40. Any item not listed, related to project, & Identify
41. Any item not listed, related to project, & Identify
42. Item for Sale

**Class 4B – Crochet**

The 4-H crochet project is designed to teach members the basic skills of crocheting and allows the members to use their creativity in producing articles that will enhance their wardrobes.

**Beginning**

**Lot #**

1. Set of two potholders
2. Vest
3. Hat and scarf set
4. Pair of slippers
5. Sofa pillow
6. Cape or poncho
7. Drawstring bag
8. Plant hanger
9. Afghan
10. Dishcloth
11. Display



- 12. Poster
- 13. Any other item not listed, related to project & identify
- 14. Item for Sale

**Intermediate**

**Lot #**

- 15-24. Up to ten unlike items using intermediate crocheting skills
- 25. Item for Sale

**Advanced**

**Lot #**

- 25-34. Up to ten unlike items using advanced crocheting skills
- 35. Item for Sale

**Class 4C – Embroidery**

The 4-H Embroidery projects are designed to encourage creativeness and to fit the needs of each individual member.

**Beginning**

**Lot #**

- 1. Potholder
- 2. Pillow top
- 3. Pillowcase
- 4. Small picture
- 5. Simple design on scarf or towel
- 6. Simple design on a clothing item
- 7. Purse
- 8. Placemats (set of 4)
- 9. Towels (set of 4)
- 10. Set of pillowcases
- 11. Set of pictures

- 12. Wall hanging
- 13. Smocking on clothing item
- 14. Belt
- 15. Design on clothing item
- 16. Tablecloths
- 17. Any other item not listed, related to project & identify
- 18. Item for Sale

**Intermediate**

**Lot #**

- 19-28. Up to ten unlike items using intermediate embroidery skills
- 29. Item for Sale

**Advanced**

**Lot #**

- 30-39. Up to ten unlike items using advanced embroidery skills
- 40. Item for Sale

**Class 4D – Quilting, Patchwork, or Appliqué**

This project is designed to teach members the basic skills of quilting, patchwork, and appliqué.

**Lot #**

- 1. Set of placemats
- 2. Table runner or topper
- 3. Pillow
- 4. Quilt demonstrated in project book
- 5. Quilt or quilted article
- 6. Display techniques of finishing quilts – Machine
- 7. Display techniques of finishing quilts - Hand

- 8-17. Up to ten unlike items not listed, related to project & identify
- 18. Item for Sale

**Class 4E – Cross Stitch**

**Lot #**

- 1. Counted cross stitch, framed picture, actual work over 8x10
- 2. Counted cross stitch, framed picture, actual work under 5x7
- 3. Counted cross stitch, framed picture, actual work between 5x7 & 8x10.
- 4-15. Up to 12 unlike items of cross stitch (pairs or sets are one lot number) List & identify.
- 16. Item for Sale

**Class 3F – Independent Study**

**Lot #**

- 1-10. Up to ten unlike items
- 11. Item for Sale

**Grand Champion Handwork Award sponsored by Stitch & Chatter Quilt Club**

**Reserve Grand Champion Handwork Award sponsored by Powder River County Fair**

**Class 5 – 4-H Foods Projects**

4-H'ers can exhibit foods only in the project they are currently enrolled. The General 4-H Foods is open to all food members.

Cookies, bars, candies, rolls, muffins, and doughnuts must be exhibited in a plastic bag on a meat tray. The exhibitor's tag should be securely attached to the OUTSIDE of the bag. Meat trays are available at the Extension Office or at the Fairbarn on Fair Days.

All other foods should be exhibited in plastic bags and twist-tied shut. Meat trays of appropriate size should be used when needed to support the food exhibited. Age of participant and Junior and Senior division should be stated on exhibit tag.

Use standard size loaf pans, unless otherwise stated.

Pies must be exhibited in disposable pie pans. These should be 8" in size.

Each 4-H member must make his or her own exhibit. Members of the same family should make individual exhibits, rather than using the same one.

All foods shall be made from "scratch" unless otherwise stated.

Products may be frozen to keep for the Fair but must be thawed thoroughly before entering.

Enter correct number of items; only one entry per lot number.

All foods will be judged by the standards found in the 4-H food project manuals.

**Class 5A – Cooking 101**

**Lot #**

1. 1 cup hot cocoa mix in container
2. 3 cereal bars, granola bars or no bake cookies
3. 1 small plate Mexican Layered Dip
4. 1 pocket sandwich
5. 1 cup snack mix
6. 1 cup applesauce
7. 1 cup salsa
8. 3 slices French Toast
9. 1 cup chili
10. 3 muffins, from scratch, no paper liners
11. 1 8x8 pan of cornbread, from scratch
12. 3 drop biscuits from scratch
13. 1- 8x8 pan coffeecake, fruit jumble or fruit crisp
14. 3 pancakes
15. 3 brownies made from scratch
16. 3 cookies
17. 1 8x8 cake made from scratch
18. Poster related to project
19. Display related to project
20. Project Activity Guide
21. Any other item not listed, related to project & identify
22. Item for Sale

**Class 5B – Cooking 201**

**Lot #**

1. 1 cup fruit compote
2. 1 vegetable dish
3. 1 cup peach salsa
4. 1 loaf nut bread
5. 3 cheese muffins from scratch, no paper liners

6. 3 rolled biscuits from scratch
7. 2 scones from scratch
8. 2 peach dumplings
9. 1- 9x9 snack cake
10. 1- 8x8 funny cake
11. 3 snickerdoodles
12. Poster related to project
13. Display related to project
14. Project Activity Guide
15. Any other item, not listed, related to project & identify
16. Item for Sale

**Class 5C – Cooking 301**

**Lot #**

1. 1 loaf yeast bread
2. 3 yeast rolls
3. 1 tea ring
4. 1 small pizza
5. 2 soft pretzels
6. 1 waffle from scratch
7. 1 cup homemade granola
8. 3 breakfast cookies
9. 1 small salad
10. 1 cup fruit topping
11. 1 cheese ball
12. 1-layer, unfrosted cake
13. Poster related to project
14. Display related to project
15. Project Activity Guide
16. Any other item not listed, related to project & identify
17. Item for Sale

**Class 5D – Cooking 401**

**Lot #**

1. Display of herbs, fresh, frozen or dried and uses
2. Food item that relies on an herb or spice as a dominant flavor

- |  |  |  |
|--|--|--|
| <ol style="list-style-type: none"> <li>3. Meal plan/menu for celebration</li> <li>4. Party-planning or celebration checklist</li> <li>5. Complete meal plan or celebration plan – menu, shopping, decoration list, timeline, checklist</li> <li>6. Exhibit related to grains – production, nutrition, etc.</li> <li>7. Flatbread</li> <li>8. Pita bread</li> <li>9. Chapatti or Roti</li> <li>10. Focaccia</li> <li>11. Rye bread</li> <li>12. French</li> <li>13. Oatmeal bread</li> <li>14. English muffins</li> <li>15. Grits</li> <li>16. Tabbouleh</li> <li>17. Couscous dish</li> <li>18. Exhibit related to production or nutrition of fruits</li> <li>19. Fruit dip</li> <li>20. Fruits and fruit dips</li> <li>21. Green salad featuring fruit</li> <li>22. Exhibit related to production or nutrition of vegetables</li> <li>23. Dish featuring potatoes as main ingredient</li> <li>24. Scalloped potatoes</li> <li>25. Au Gratin Potatoes</li> <li>26. Twice baked potatoes</li> <li>27. Exhibit related to stir-fry techniques and/or equipment</li> <li>28. Basic stir-fried vegetables</li> <li>29. Spinach quiche</li> <li>30. Exhibit related to cooking methods for meats and protein foods</li> <li>31. Roast beef</li> </ol> | <ol style="list-style-type: none"> <li>32. Marinated Roast beef</li> <li>33. Roast pork</li> <li>34. Roast pork featuring herbs, spices or glaze</li> <li>35. Roast ham</li> <li>36. Roast poultry</li> <li>37. Oven barbecue chicken</li> <li>38. Roast lamb</li> <li>39. Oven-fried fish</li> <li>40. Cut of meat prepared using three different cooking methods</li> <li>41. Italian beef</li> <li>42. Beef stew</li> <li>43. Chicken stew</li> <li>44. Exhibit related to dried beans and peas production or nutrition</li> <li>45. Black bean soup</li> <li>46. White chili</li> <li>47. Red beans and rice</li> <li>48. Sweet baked beans</li> <li>49. Hummus</li> <li>50. Tex Mex Bean Salad</li> <li>51. Exhibit related to dairy products nutrition or production</li> <li>52. Ice cream in a bag</li> <li>53. No cook ice cream</li> <li>54. Cooked custard ice cream</li> <li>55. Custard</li> <li>56. Vanilla pudding</li> <li>57. Tapioca pudding</li> <li>58. Crème Brule</li> <li>59. Flan</li> <li>60. Exhibit related to the science of candy making</li> <li>61. Chocolate fudge</li> <li>62. Caramels</li> <li>63. Toffee</li> <li>64. Microwave marshmallow fudge</li> </ol> | <ol style="list-style-type: none"> <li>65. Microwave peanut brittle</li> <li>66. Exhibit related to pastry-making techniques</li> <li>67. Pie crust</li> <li>68. Whole wheat pie crust</li> <li>69. Tart crusts</li> <li>70. Oil pastry</li> <li>71. Graham cracker pie crust baked</li> <li>72. Graham cracker pie crust unbaked</li> <li>73. Meringue pie</li> <li>74. Apple pie</li> <li>75. Cherry pie</li> <li>76. Peach pie</li> <li>77. Strawberry pie</li> <li>78. Fruit turnovers</li> <li>79. Cream pie</li> <li>80. Lemon meringue pie</li> <li>81. Pumpkin pie</li> <li>82. Custard pie</li> <li>83. Angel food cake</li> <li>84. Sponge cake</li> <li>85. Chiffon cake</li> <li>86. Fluffy icing</li> <li>87. Any item related to project</li> <li>88. Any item related to project</li> <li>89. Any item related to project</li> <li>90. Project Activity Guide</li> <li>91. Item for Sale</li> </ol> <p style="text-align: center;"><b>Class 5E – Baking 1</b></p> <p><b>Lot #</b></p> <ol style="list-style-type: none"> <li>1. Meal plan using MyPlate</li> <li>2. Daily menu with ½ whole grains</li> <li>3. Educational display or poster showing kitchen safety</li> <li>4. Educational display demonstrating measuring techniques</li> </ol> |
|--|--|--|

5. Display or poster showing basic kitchen equipment
6. Baking powder biscuits
7. Plain muffins, 4
8. Cornmeal muffins, 4
9. Pancake
10. Peanut Butter pancake
11. Sugar cookies, 4
12. Chocolate chip cookies, 4
13. Chocolate drop cookies, 4
14. Oatmeal cookies, 4
15. Peanut butter cookies, 4
16. Display detailing citizenship or leadership with the baking project
17. Display related to careers in baking
18. Any other item not listed, related to project & identify
19. Project Activity Guide
20. Item for Sale

**Class 5F – Baking 2**

**Lot #**

1. Meal plan or project using MyPlate
2. Daily menu with ½ whole grains
3. Display related to common baking products
4. Display related to baking equipment
5. Nut bread, 1 loaf
6. Banana nut bread, 1 loaf
7. Zucchini bread, 1 loaf
8. Any quick bread, 1 loaf
9. Coffeecake
10. Fruit filled coffee cake
11. Heritage cookie from another country, 4
12. Bar cookies, 4
13. Drop cookies, 4
14. Refrigerator cookies, 4

15. Pressed cookies, 4
16. Rolled cookies, 4
17. Molded cookies, 4
18. Filled cookies, 4
19. Shaped cookies, 4
20. Brownies, 4
21. Chocolate chip applesauce brownies, 4
22. Cranberry granola bars, 4
23. Butterscotch bars, 4
24. Jam thumbprint cookies, 4
25. Peanut butter blossom cookies, 4
26. Brown sugar nut rounds, 4
27. Gingerbread
28. Cornbread
29. Exhibit related to science of baking
30. Display related to careers in baking
31. Display detailing citizenship or leadership with the baking project
32. Any other item not listed, related to project, & identify
33. Project Activity Guide
34. Item for Sale

**Class 5G – Baking 3**

**Lot #**

1. Meal plan or project using MyPlate
2. Daily menu with ½ whole grains
3. Exhibit related to history of bread
4. Exhibit related to bread of different countries
5. Fast French bread
6. Basic yeast roll dough
7. Refrigerator dough
8. Quick white bread, 1 loaf
9. Whole-wheat bread, 1 loaf

10. Dakota bread, 1 loaf
11. Cool-rise white bread, 1 loaf
12. Breadsticks, 4
13. Teddy Bear bread
14. Animal bread
15. Display related to science of bread baking
16. Display related to equipment for bread baking
17. Microwave casserole bread
18. Microwave English muffin bread, 1 loaf
19. White bread made in bread machine, 1 loaf
20. Whole-wheat bread in bread machine, 1 loaf
21. Display detailing citizenship or leadership with the baking project
22. Any other item not listed, related to project, & identify
23. Project Activity Book
24. Item for Sale



**Class 5H – Baking 4**

**Lot #**

1. Meal plan or project using MyPlate
2. Daily menu with ½ whole grains
3. Exhibit related to cake science
4. Yellow cake from scratch
5. Sponge cake from scratch
6. Uncooked butter frosting
7. Seven-minute frosting
8. Fudge frosting
9. Busy day oatmeal cake

10. One slice of cake from store bought mix and one from scratch, with written comparison
11. Display detailing citizenship or leadership with the baking project
12. Display on careers in food preparation, food science, or food microbiology
13. Interview of someone in baking field
14. Single pie crust
15. Set of pie crusts or pie crust "cookies" comparing different fats (shortening, butter, oil, margarine, lard), with written evaluation
16. Display related to viscosity of pie fillings
17. Display related to comparison of thickening agents (cornstarch, flour, tapioca, etc.)
18. Basic cream pie
19. Chocolate cream pie
20. Banana cream pie
21. Coconut cream pie
22. Lemon meringue pie
23. Any other cream pie
24. Pumpkin pie
25. Pecan pie
26. Any other custard pie
27. Apple pie
28. Canned cherry pie
29. Canned berry, peach or apricot pie
30. Fresh strawberry pie
31. Any other fruit pie
32. Traditional quiche
33. Reduced-cholesterol spinach quiche
34. Any other quiche
35. Apple turnovers

36. Empanadas any flavor
37. Empanadas several flavors
38. Results of comparison between homemade or store-bought baked item (time, taste, nutrition)
39. Exhibit related to science in Baking 4 project item(s)
40. Any other item not listed, related to project, & identify
41. Project Activity Guide
42. Item for Sale

**Class 5I – Food Preservation**

**Lot #**

1. Exhibit related to importance of food preservation
2. Display detailing pH in foods and appropriate food preservation methods
3. Display of equipment for food preservation
4. Chart of foods you plan to preserve and when they are in season
5. Comparison of frozen apples or other fruit (treated and untreated)
6. Comparison of frozen beans or other vegetable (blanched and unblanched)
7. Applesauce made with boiling water canner
8. Jam made in boiling water canner
9. Any pickled vegetable in boiling water canner
- 10-12. Any food preserved through freezing
- 13-15. Any item made in boiling water canner

16. Display of leadership or citizenship activity related to project
17. Display of science related to food preservation
18. Display related to history of food preservation
19. Display of cost analysis of buying preserved food vs. preserving at home
20. Display related to microorganisms destroyed in various food preservation techniques
21. Any other item not listed, related to project, & identify
22. Project Activity Guide
23. Item for Sale

**Class 5J – Cake Decorating, Level 1**

For Fair entries, cake will be used when indicated. When cake is not specifically indicated, foam cake forms can be used.

**Lot #**

1. Cake decorating notebook with pictures/diagrams of cakes, learning and record of expenses
2. A level baked cake
3. Single layer cake
4. Cut up cake
5. Cake in a specialty pan
6. Smoothly frosted one-level cake
7. Cake or cupcake decorated with stars, flowers and leaves
8. Cake decorated with borders
9. Cake or cupcake decorated with writing

10. Cake featuring any combination of star, pullout star, shell with star tip, shell with writing tip (beads), rosette, star puff, "c" motion, zig-zag, dots and leaf
11. Cake or cupcake featuring leaves – plain leaf, stand up leaf, ruffled leaf, holly
12. Cake or cupcake featuring flowers – drop flowers (squeeze stars or swirl), free hand, rosette, star, variety, rosebud, sweet pea
13. Cake or cupcake featuring lettering – dots, fill in line with dots or lines, printing or script
14. Cake or cupcake featuring any combination of combing, grass, fur or hair, outline or fill-in, paper pattern, stencil applications, or sugar mold
15. Foam form featuring any combination of level one cake-decorating skills
16. Any other item using level one cake-decorating skills
17. Any other item using level one cake-decorating skills
18. Any other item using level one cake-decorating skills
19. Any other item related to cake decorating
20. Any other item related to cake decorating
21. Project Activity Guide
22. Item for Sale

**Class 5K – Cake Decorating,  
Level 2**

**Lot #**

1. Cake decorating notebook with pictures/diagrams of cakes, learning and record of expenses
2. A baked, prepared level cake decorated using at least five level two cake-decorating skills
3. A prepared cut up cake decorated using at least five level two cake-decorating skills
4. A cake made in a specialty pan – decorated using appropriate skills
5. Decorated one-level cake using at least five level two cake-decorating skills
6. Decorated two-level cake using at least five level two cake-decorating skills
7. Decorated cake featuring brush striping or spatula striping, and at least four other level two cake-decorating skills
8. Cake decorated using at least five borders and side decorations
9. Cake decorated using combination of level two five borders, leaves and flowers, special effects
10. Sugar mold (Easter Egg, ball or bell) with decorating skills from level two
11. Foam form featuring any combination of level two cake-decorating skills
12. Any other item using level two cake-decorating skills
13. Any other item using level two cake-decorating skills

14. Any other item using level two cake-decorating skills
15. Any other item related to cake decorating
16. Any other item related to cake decorating
17. Project Activity Guide
18. Item for Sale

**Class 5L – Cake Decorating,  
Level 3**

**Lot #**

1. Cake decorating notebook with pictures/diagrams of cakes, learning and record of expenses
2. A frosted, assembled and decorated stacked-tiered cake for a wedding (on either cake or foam)
3. Example (either diagram or photograph) of how to disassemble and cut a stacked or tiered cake
4. A baked, level, stacked cake featuring at least four skills from level three cake decorating
5. An exhibit (on either cake or foam) that features side decorating or drop string work, flowers, figure piping, deep color effects, painting – specify buttercream or royal frosting, and any other level three cake-decorating skills
6. An exhibit (on either cake or foam) that features at least three of the following borders and side decorations: basket weave, bow trimmed strings, crown, drop strings,

Lambeth method, fleur-de-lis, flower and vine, ribbon and ball fringe, ribbon swag, shirred ribbon and shell, string lace, triple drop strings, zig-zag garland AND at least three of nail flowers.

7. An exhibit (on either cake or foam) combining borders, flowers, special effects, lettering
8. An exhibit (on either cake or foam) that features any combination of Austrian lace, chocolate molding flowers or leaves, cooked or rolled fondant, gum paste, marzipan, pulled sugars or wires with assorted decorations attached.
9. Foam form featuring any combination of level three cake-decorating skills
10. Any other item using level three cake-decorating skills
11. Any other item using level three cake-decorating skills
12. Any other item using level three cake-decorating skills
13. Any other item related to cake decorating
14. Any other item related to cake decorating
15. Project Activity Guide
16. Item for Sale

**Class 5M – Cake Decorating, Level 4**

**Lot #**

- 1-10. Up to ten unlike items related to project
11. Item for Sale

**Class 5N – Independent Study, Cake Decorating**

**Lot #**

- 1-10. Up to ten unlike items related to project
11. Item for Sale

**Class 5O – General Foods**

Open to all 4-H members who are enrolled in a unit of foods. You must enter an item in a Unit before entering in general. Enter the correct number of items

**Lot #**

1. Decorated cake (judged on decoration: bottom can be false)
2. White bread loaf, 4x9x4", large tray
3. Fudge, 6 pieces, small tray
4. White 2-layer frosted cake, 8" or 9" layers, ½ of whole cake, large tray
5. Cut out cookies, 3, small tray
6. Brownies, 3, small tray
7. Coconut macaroon cookies, 3, small tray
8. Mints, 6, small tray
9. Fruit leather, 6 small pieces, small tray
10. Fruit pie, 8", identify
11. Cake doughnuts, 3, small tray, identify
12. Unfrosted angel food cake, ¼ of cake, large tray
13. Zucchini bread, loaf 4x9x4", large tray
14. 100% whole wheat bread loaf, 4x9x4", with recipe, large tray
15. Chokecherry jelly
16. Beet pickles

17. Green beans
18. Jelly
19. Jam
20. Bread & Butter pickles
21. Canned fruit, any choice
22. Filled cookies
23. Decorated cookies
24. Pecan pie
25. Bran muffins
26. Caramels
27. Peanut Brittle
28. Popcorn balls
29. Novelty cake designed from cut-pieces
30. Decorated cake, showing some tube skill
31. Any other item not listed, related to project & identify

**Grand Champion Foods Award sponsored by Raymond, Alyson, & Alyssa Ragsdale**

**Reserve Grand Champion Foods Award sponsored by Grant's Hardware**

***Class 6 – 4-H Interior Design***

**Class 6A – Level 1**

**Lot #**

- 1-10. Up to ten unlike items related to project
11. Project completed in The Basic Touch, designing walls, windows, and floors.
12. Project Activity Guide
13. Item for Sale

**Class 6B – Level 2**

**Lot #**

- 1-10. Up to ten unlike items related to project
- 11. Project completed in project book
- 12. Project Activity Guide
- 13. Item for Sale

**Class 6C – Level 3**

**Lot #**

- 1-10. Up to ten unlike items related to project
- 11. Project completed in project book.
- 12. Project Activity Guide
- 13. Item for Sale

**Class 6D – Level 4**

**Lot #**

- 1-10. Up to ten unlike items related to project
- 11. Project completed in project book
- 12. Project Activity Guide
- 13. Item for Sale

**Class 6E – Independent Study**

**Lot #**

- 1-10. Up to ten unlike items related to project
- 11. Item for Sale

**Grand Champion Interior Design Award sponsored by Powder River County Fair**

**Reserve Grand Champion Interior Design sponsored by Powder River County Fair**

**SECTION P: 4-H SMALL ANIMAL PROJECTS**

**Class 1 – 4-H Cats**

All cats should be brought in a carrier or on a leash. All cats must be removed from the grounds after judging. Shots for distemper and rabies are required before the Fair. Proof is required. No sick cat shall be brought to the judging. Cats must be at least 2 months old to show.

**Lot #**

- 1. Cat 1 Project Activity Guide-Completed
- 2. Cat 1 Educational Poster on activity in guide
- 3. Cat 2 Project Activity Guide-Completed
- 4. Cat 2 Educational Poster on activity in guide
- 5. Cat 3 Project Activity Guide-Completed
- 6. Cat 3 Educational Poster on activity in guide
- 7. Cat Independent Study
- 8. Item you have made for a cat (toy or other)
- 9. Senior Cat Showmanship
- 10. Junior Cat Showmanship
- 11. Cat under 1 year of age
- 12. Cat 1 year or older
- 13. Item for Sale

**Grand Champion Cat Award sponsored by MEW**

**Reserve Grand Champion Cat Award sponsored by Beau & Stacey Rabe**

**Champion Cat Showmanship Award sponsored in Memory of Amanda Gaskill by Ward Gatlin Construction**

**Class 2 – 4-H Dog**

**General Rules**

- A. All dogs must be on a leash. They must not be taken near the stock barns.
- B. All dogs must be removed from the fairgrounds following judging.
- C. All dogs must have current Rabies, Distemper, Hepatitis, Leptospirosis, and Parvo-Virus Vaccinations.
- D. Bitches in season may be shown but must be kept away from the exhibiting area. The judge must be notified to make separate judging arrangements.
- E. All dogs must have been trained by the member for the class/classes he is showing in.
- F. This class is open to all dogs-mixed and pure breeds. It is recommended that the dog be a minimum age of 6 months.

**Lot #**

- 1. Dog – Beginner
- 2. Dog – Graduate Beginner (Sub-Novice)
- 3. Dog – Novice
- 4. Dog – Graduate Novice
- 5. Dog – Open
- 6. Jr. Showmanship
- 7. Sr. Showmanship
- 8. Project Book
- 9. Dog Display
- 10. Dog Poster



11. Item for Sale

**Grand Champion Dog award  
sponsored by Powder River  
County Fair**

**Reserve Grand Champion Dog  
award sponsored by Powder River  
County Fair**

**Champion Dog Showmanship  
award sponsored by Powder River  
County Fair**

***Class 3 - 4-H Poultry***

1. Birds entered in trio lots will not be permitted to compete for individual lots, or vice versa.
2. Each exhibitor may enter any of the following types of poultry; chicken, ducks, geese, or turkeys. May enter no more than once in each lot.
3. Pen of 3 fryer chickens or a turkey, less than one year of age, may be sold at the livestock auction.

**Lot #**

1. Chicken – 12 large eggs, white or brown
2. Chicken – 12 eggs, any other
3. Chicken – Male fowl, one year old or over
4. Chicken – Male fowl, less than one year old
5. Chicken – Female fowl, one year old or over
6. Chicken – Female fowl, less than one year old
7. Chicken – old trio, 1 male & 2 female, one year old or over

8. Chicken – young trio, 1 male, & 2 female, less than one year old
9. Chicken – pen of 3 fryers
10. Ducks – male fowl, one year old or over
11. Ducks – male fowl, less than one year old
12. Ducks – female fowl, one year old or over
13. Ducks – female fowl, less than one year old
14. Ducks – old trio, 1 male & 2 female, one year old or over
15. Ducks – young trio, 1 male & 2 female, less than one year old
16. Geese – male fowl, one year old or over
17. Geese – male fowl, less than one year old
18. Geese – female fowl, one year old or over
19. Geese – female fowl, less than one year old
20. Geese – old trio, 1 male & 2 female, one year old or over
21. Geese – young trio, 1 male & 2 female, less than one year old
22. Turkey – male fowl, one year old or over
23. Turkey – male fowl, less than one year old
24. Turkey – female fowl, one year old or over
25. Turkey – female fowl, less than one year old
26. Turkey – old trio, 1 male & 2 female, one year old or over

27. Turkey – young trio, 1 male & 2 female, less than one year old
28. Any other exotic fowl exhibit
29. Market Poultry (May be one pen of 3 fryers (chickens), 1 turkey, 1 goose, or 1 pair of ducks) Sold at Powder River County Fair
30. A piece of homemade poultry equipment
31. Record book on Poultry Production or Marketing
32. Project Book – Poultry 1
33. Poster – Poultry 1
34. Project Book – Poultry 2
35. Poster – Poultry 2
36. Project Book – Poultry 3
37. Poster – Poultry 3
38. Senior Showmanship
39. Junior Showmanship
40. Item for Sale

**Grand Champion Poultry Award  
sponsored by The Dinstel Family**

**Champion Poultry Showmanship  
Award sponsored by Powder  
River County Fair**

**Grand Champion Poultry  
Activities Award sponsored by  
Powder River County Fair**

***Class 4 - 4-H Rabbit***

- A. Exhibition coops for rabbits will be furnished by the fair.
- B. Members must be present a time of judging.
- C. Any rabbit displaying signs of illness must be removed from the exhibit area.
- D. It is highly recommended that animals be tattooed.

E. Pen of three meat bred rabbits may be sold at the Livestock Auction.

**Lot #**

1. One buck, any breed, under 6 months
2. One doe, any breed, under 6 months
3. One buck, any breed, 6 and under 12 months
4. One doe, any breed, 6 and under 12 months
5. Pen of 3 meat rabbits, Sold at Powder River County Fair
6. One buck, any breed, over 12 months
7. One doe, any breed, over 12 months
8. One doe, any breed, over 12 months, with production records
9. White fur (live rabbit)
10. Solid fur (live rabbit)
11. Broken fur (live rabbit)
12. Junior Showmanship
13. Senior Showmanship
14. Educational Display
15. Educational Display (Advance project)
16. Project Activity Book
17. Item for Sale

**Grand Champion Rabbit Award sponsored by Powder River Examiner**

**Champion Senior Showmanship Award sponsored by Bob and Lynnette Janssen**

**Champion Junior Showmanship Award sponsored by Shannon Janssen**

***Class 5 – 4-H Pocket Pets Division***

**Unit 1 – Pet Pals**

**Lot #**

1. Project Activity Guide
2. Display
3. Poster
4. Any item made for pet or its care
5. Any other item not listed, related to project & identify
6. Item for Sale

**Unit 2 – Scurrying Ahead**

**Lot #**

7. Project Activity Guide
8. Display
9. Poster
10. Any item made for pet or its care
11. Any other item not listed, related to project & identify
12. Item for Sale

**Unit 3 – Scaling the Heights**

**Lot #**

13. Project Activity Guide
14. Display
15. Poster
16. Any item made for pet or it's care
17. Any other item not listed, related to project & identify
18. Item for Sale

**Unit 4 – Independent Study**

**Lot #**

- 19-28. Up to ten unlike items

related to project  
29. Item for Sale

**Class 5A – Pocket Pets**

**Lot #**

1. Mammal – 1, any species
2. Reptile – 1, any species
3. Amphibian – 1, any species
4. Bird – 1, any species
5. Crustacean – 1, any species
6. Arachnid – 1, any species
7. Fish – 1, any species

**Grand Champion Pocket Pets Award sponsored by Powder River County Fair**

**Reserve Grand Champion Pocket Pets Award sponsored by Powder River County Fair**

***SECTION Q: 4-H & FFA LIVESTOCK PROJECTS***

**Livestock Premium Awards:**

- Grand Champion - \$8.00
- Reserve Grand Champion - \$4.00
- Champion of Class - \$4.00
- Reserve Champion - \$2.00
- Blue Ribbon - \$6.00
- Red Ribbon - \$4.00
- White Ribbon - \$2.00

**4-H Premiums are forfeited if exhibits are removed from the Fair early.**

The livestock exhibitor must be properly enrolled in the project to participate. Livestock exhibited in a 4-H class may be shown in open class, PROVIDED there are already some open class entries in that particular lot

number, and the animal received a blue ribbon in its 4-H class.

4-H market livestock to be sold MUST BE weighed before entering the sale ring.

4-H members selling market beef must present a bill of sale at weighing.

The sale is open only to 4-H and FFA livestock exhibitors from Powder River County and surrounding area.

Exhibitors who receive a white ribbon on their market livestock must first decide if they wish to sell their animal. If they decide to sell it, the buyer selects the destination, i.e., carcass show, home to feed it out, sold at a live auction, etc.

Any animal not showing evidence of proper training or preparation may be removed from the fairgrounds if requested by the Fair Board.

Livestock exhibitors are not permitted to use tranquilizers for livestock within 30 days prior to the Fair.

Animals entered in the Fair must be in the family's possession at least 30 days prior to the Fair.

**4-H and FFA livestock exhibitors should be actively involved in fitting their own animals for the show ring after arrival to the fairgrounds.** Failure to obey this rule will jeopardize premium money for the individual in question.

**No stallion horses will be exhibited in the 4-H division.**

Market livestock must remain on the grounds until shipped to slaughter.

### **Herdsmanship Award Sponsored by Powder River Vet. Clinic**

### **Showmanship and Round Robin Showmanship Contest**

4-H members must be exhibiting in the division in which he/she participates in the showmanship contest. All animals in the class must show evidence of fitting and handling. The contestant must be able and ready to prove to the judge his ability to groom and fit the animal. Champion and Reserve Champion showmen will be selected in each of the following divisions: beef, swine, horse, and sheep. For safety precautions, other showmanship classes are not included. Division winners will compete to be Grand Champion showmen in the Round Robin Showmanship Contest

To be selected Grand Champion Showman:

1. Contestants must have been selected Champion or Reserve Champion of their division, or third or fourth blue ribbon winner.
2. Exhibitors must be able to demonstrate their ability to show animals in all the existing divisions.
3. Exhibitors who qualify with more than one species will use the first species they qualify with.

All members must dress

appropriately for their class. All classes require neat clothing. Please see "4-H Livestock Showmanship" manual for specific rules for dress recommendations. In the Round Robin the winners will dress appropriately for the animal they won with.

Premium Awards

Champion \$4.00

Reserve Champion \$2.00

**Grand Champion Senior Round Robin Award sponsored by Tim & Gaylene Fortner and Powder River-Carter County Farm Bureau**

**Reserve Grand Champion Senior Round Robin Award sponsored by West Fork Designs-Tony & Jess Mills**

**Grand Champion Junior Round Robin Award sponsored by Sand Rock Angus and Powder River-Carter County Farm Bureau**

**Reserve Grand Champion Junior Round Robin Award sponsored by West Fork Designs-Tony & Jess Mills**

**Best Beginner Round Robin Showman Award sponsored by Bub, Carlene, Drew, Marni, & Garrett Gaskill in memory of Amanda Gaskill – 1<sup>st</sup> time participants in Round Robin in Junior Division**

**Class 1 – 4-H Beef Division**

This class is open to any beef breed or cross.

**Class 1A – Market Steers & Feeder Calves**

Market Steers must be fed by the exhibitor since January 1 of the current year.

**Lot #**

1. Feeder steer calf, 1-12 months
2. Market steer
3. Carcass contest

**Grand Champion Feeder Steer Award sponsored by Smith Cattle Company**

**Reserve Grand Champion Feeder Steer Award sponsored by Broadus Vet. Clinic**

**Grand Champion Market Steer Award sponsored by Earl and Betty Aye**

**Reserve Grand Champion Market Steer Award sponsored by Horizon Marketing Agency**

**Carcass Contest Award:** Cash will be awarded for the top three winners in the carcass contest. A buckle will be awarded to the 1<sup>st</sup> place winner. The top two Powder River County steers that go on to compete in the Champion of Champions contest at the Eastern Montana Fair are also eligible for this monetary award.

**Cash Award sponsored by Lester & Dawn Aye and John & Kristi Elgin**

**Buckle Award sponsored by Craig & Christine Appleman Family**

**Class 1B – Beef Showmanship**

**Lot #**

1. Senior Showmanship, 14 years or older as of Oct. 1 of current 4-H year
2. Junior Showmanship, younger than 14 years of age as of Oct. 1 of current 4-H year
3. Beginner Showmanship, 1<sup>st</sup> year in 4-H and younger than 14 years of age as of Oct. 1 of current 4-H year

**Champion Senior Beef Showmanship Award sponsored by Green Family and John & Julie Riley**

**Champion Senior Beef Showmanship Cash Award sponsored by Denbury Onshore**

**Reserve Champion Senior Beef Showmanship Award sponsored by Karrels Cattle Company**

**Champion Junior Beef Showmanship Award sponsored by Tracy & Becky Anderson**

**Champion Junior Beef Showmanship Cash Award sponsored by Denbury Onshore**

**Reserve Champion Junior Beef Showmanship Award sponsored by Dean & Jill Kolka**

**Best Beginner Beef Showman Award sponsored by Kady Creek Cattle, LLC**

**Class 1C – Beef Activities**

Entries in Unit 1 through 4 will be interview judged on Wednesday before the Fair.

**Unit 1 – Bite into Beef**

**Lot #**

1. Project Activity Guide
2. Display
3. Poster
4. Any other item not listed, related to project & identify
5. Item for Sale

**Unit 2 – Here's the Beef**

**Lot #**

6. Project Activity Guide
7. Display
8. Poster
9. Any other item not listed, related to project & identify
10. Item for Sale

**Unit 3 – Leading the Charge**

**Lot #**

11. Project Activity Guide
12. Display
13. Poster
14. Any other item not listed, related to project & identify
15. Item for Sale

**Unit 4 – Independent Study**

**Lot #**

- 16-25. Up to ten unlike items related to project
- 26. Item for Sale

**Grand Champion Beef Activities Award sponsored by Krista Gotfredson**

**Reserve Grand Champion Beef Activities Award sponsored by Steve Stoddard**

***Class 2 – 4-H Beef Breeding***

All animals shall be exhibited by the owner with exception of cow/calf pairs, then a 4-H or FFA member may assist the owner.

**Class 2A – Hereford**

**Class 2B – Black Angus**

**Class 2C – Crossbred**

**Class 2D – Any other breed**

**Lot #**

- 1. Female, 1-12 months
- 2. Bull, 1-12 months
- 3. Female, over 12-24 months
- 4. Female, over 12-24 months and calf
- 5. Female, over 24-36 months and calf
- 6. Female, over 36 months and older and calf

**Champion Black Angus Heifer (Class 2B, Lot 3) Award sponsored by Gnerer Angus**

**Grand Champion Breeding Beef Award sponsored by Kurt & Julie Collins**

**Reserve Grand Champion Breeding Beef Award sponsored by Owen & Mary Rumph**

***Class 3 – 4-H Dairy Division***

Entries in Units 1 through 4 will be interview judged on Wednesday of the Fair.

**Unit 1 – Cowabunga**

**Lot #**

- 1. Project Activity Guide
- 2. Display
- 3. Poster
- 4. Any other item not listed, related to project & identify
- 5. Item for Sale

**Unit 2 – Mooving Ahead**

**Lot #**

- 6. Project Activity Guide
- 7. Display
- 8. Poster
- 9. Any other item not listed, related to project & identify
- 10. Item for Sale

**Unit 3 – Rising to the Top**

**Lot #**

- 11. Project Activity Guide
- 12. Display
- 13. Poster
- 14. Any other item not listed, related to project & identify
- 15. Item for Sale

**Unit 4 – Independent Study**

**Lot #**

- 16-25. Up to ten unlike items

related to project  
26. Item for Sale

**General Dairy**

**Class 3A – Holstein**

**Class 3B – Jersey**

**Class 3C – Guernsey**

**Class 3D – Crossbreds**

**Lot #**

- 1. Senior Showmanship, 14 years or older as of Oct. 1 of current 4-H year
- 2. Junior Showmanship, younger than 14 years of age as of Oct. 1 of current 4-H year
- 3. Beginner Showmanship, 1<sup>st</sup> year in 4-H and younger than 14 years of age as of Oct. 1 of current 4-H year
- 4. Female, 1-12 months
- 5. Female, 12-24 months
- 6. Female, 24 months and older
- 7. Dairy cow and calf

**Grand Champion Dairy Animal Award sponsored by Broadus FFA Alumni**

***Class 4 – 4-H Goat Division***

Entries in Units 1 through 4 will be interview judged on Wednesday of the Fair.

**Class 4A – Dairy Goat Activities**

**Unit 1 – Getting Your Goat**

**Lot #**

- 1. Project Activity Guide
- 2. Display
- 3. Poster

- 4. Any other item not listed, related to project & identify
- 5. Item for Sale

**Unit 2 – Stepping Out**

**Lot #**

- 6. Project Activity Guide
- 7. Display
- 8. Poster
- 9. Any other item not listed, related to project & identify
- 10. Item for Sale

**Unit 3 – Showing the Way**

**Lot #**

- 11. Project Activity Guide
- 12. Display
- 13. Poster
- 14. Any other item not listed, related to project & identify
- 15. Item for Sale

**Unit 4 – Independent Study**

**Lot #**

- 16-25. Up to ten unlike items related to project
- 8. Item for Sale

**Class 4B – Meat Goat Activities**

**Unit 1 – Just Browsing**

**Lot #**

- 27. Project Activity Guide
- 28. Display
- 29. Poster
- 30. Any other item not listed, related to project, identify
- 31. Item for Sale

**Unit 2 – Growing with Meat Goats**

**Lot #**

- 32. Project Activity Guide
- 33. Display
- 34. Poster
- 35. Any other item not listed, related to project, identify
- 36. Item for Sale

**Unit 3 – Meating the Future**

**Lot #**

- 37. Project Activity Guide
- 38. Display
- 39. Poster
- 40. Any other item not listed, related to project, identify
- 41. Item for Sale

**Unit 4 – Independent Study**

**Lot #**

- 42-51. Up to ten unlike items related to project
- 52. Item for Sale

**Grand Champion Goat Activities**

**Award sponsored by the Powder River County Fair**

**Class 4C – Dairy Goat**

**Lot #**

- 1. Female, 1-12 months
- 2. Female, 1-2 years
- 3. Female, 2-4 years
- 4. Female with kid(s)
- 5. Male, 1-12 months
- 6. Whether, 1-12 months

**Class 4D – Meat Goat**

**Lot #**

- 1. Female, 1-12 months

- 2. Female, 1-2 years
- 3. Female, 2-4 years
- 4. Female with kid(s)
- 5. Male, 1-12 Months
- 6. Whether, 1-12 months

**Class 4E – Market Goat**

**Lot #**

- 1. Market Goat, over 50 lbs. live weight, less than one year of age

**Class 4F – Goat Showmanship**

**Lot #**

- 1. Senior Showmanship, 14 years or older as of Oct. 1 of current 4-H year
- 2. Junior Showmanship, younger than 14 years of age as of Oct. 1 of current 4-H year
- 3. Beginner Showmanship, 1<sup>st</sup> year in 4-H and younger than 14 years of age as of Oct. 1 of current 4-H year

**Champion Goat Showman Award sponsored by The Daisy Patch & C&M Goats – Chad & Michelle Wilson**

**Reserve Champion Goat Showman Award sponsored by Olson Farm & Ranch**

**Beginner Goat Showman Award sponsored by David & Katy McMichael**

**Grand Champion Goat Award sponsored by Powder River County Fair**

**Reserve Grand Champion Goat Award sponsored Broadus FFA Alumni**

**Class 5-22 - 4-H Horse Division**

It is recommended exhibitors wear riding helmets.

**NO STALLIONS MAY BE EXHIBITED IN THE 4-H DIVISION.**

Please look over the Powder River County 4-H Horse Projects, Show Patterns and Rules.

**Grand Champion Horse Exhibitor Award sponsored by David & Katy McMichael**

**Reserve Grand Champion Horse Exhibitor Award sponsored by Kady Creek Cattle, LLC**

**CLASS 5 – Horse Showmanship**

**Only a project horse can be shown in Showmanship.**

The judge will consider the ability of the members to properly fit and show a project horse. The Champion and Reserve Champion winner in each division will advance into the Round Robin Showmanship Contest.

**Lot #**

1. Senior Showmanship, 14 years or older as of Oct. 1 of current 4-H year
2. Junior Showmanship, younger than 14 years of age as of Oct. 1 of current 4-H year
3. Beginner Showmanship, 1<sup>st</sup> year in 4-H and younger than 14 years of age as of Oct. 1 of current 4-H year

**Champion Senior Showmanship Award sponsored by Rob & Audrey Jones**

**Reserve Champion Senior Showmanship Award sponsored by Jacam Catalyst**

**Champion Junior Showmanship Award sponsored by The Shannons and Owen & Mary Rumph**

**Reserve Champion Junior Showmanship Award sponsored by Jacam Catalyst**

**Best Beginner Horse Showman Award sponsored by the Mobley Family**

**CLASS 6 – Colt to Maturity, Conformation**

This class is open to yearlings through 5-year-olds. All horses will be judged against each other, solely on conformation. Class is limited to Colt to Maturity project horses only.

**Lot #**

1. Yearling at halter through five-year-old under halter

**Grand Champion Conformation Horse Award sponsored by Powder River Quarter Horse Breeders Association**

**CLASS 7 – Colt to Maturity**

This project is for those who own or have a colt or filly to

care for and train. This is a five-year progressive project beginning with a yearling. The project is designed to help you select a foal and train it to maturity. **You must be 12 years old or older during the current 4-H year; have completed Horsemanship Introduction and levels 1-3; and be able to demonstrate your ability to handle the project to a horse leader or to the judge at the fair.**

**Lot #**

1. Yearling at halter
2. Two-year-old under saddle
3. Three-year-old under saddle
4. Four-year-old under saddle
5. Five-year-old under saddle

**Grand Champion Colt Under Saddle Award sponsored by Marian Hanson in memory of Darrel Hanson**

**CLASS 8 – Western Horsemanship Performance**

This class is open to members enrolled in the Horsemanship project. Only horses identified as project animals may be exhibited. **Horses must by five years old or older.** Horses must by ridden with a curb bit and be shown in a Western Saddle. In all classes the judge has the option of requesting one or all contestants perform individually. **NO tie-downs, martingales, mechanical hackamores of any type, roping reins, or spurs forward of the cinch.**

**Lot #**

1. Level 1
2. Level 2
3. Level 3
4. Level 4
5. Level 5
6. Level 6
7. Level 7

**Grand Champion Western  
Horsemanship Performance**

**Award sponsored by  
David & Katy McMichael**

**CLASS 9 – Green Horse**

Exhibitors in this class must be enrolled in the Green Horse project and must be showing their Green Horse project animal. This project is for members who have horses that are not fully trained, but do not fit into the Colt to Maturity project because of age or ability. To participate in this project, you must be 12 years old or older and have completed Horsemanship levels 1-3. Judge will consider performance of horses on the rail at all gaits and individual work as requested.

**Lot #**

1. Level 1
2. Level 2
3. Level 3
4. Level 4

**Grand Champion Green Horse  
Award sponsored by McGill Land  
& Livestock, Lewis & Tawny  
McGill**

**CLASS 10 – Working Ranch Horse**

Exhibitors in this class must be enrolled in the Working Ranch Horse project and must be showing their Working Ranch Horse project animal.

**Lot #**

1. Level 1
2. Level 2
3. Level 3
4. Level 4

**Grand Champion Working Ranch  
Horse Award sponsored by the  
Ray & Tedi Jo Williams**

**CLASS 11 – Driving**

Exhibitors in this class must be enrolled in the Driving Horse project and must be showing their Driving Horse project animal. Ground, team, and cart driving are options. Judge will consider individual performance of exhibitor and horse on the rail and through a simple course. Individuals may also be asked to drive on the rail together.

**Lot #**

1. Level 1
2. Level 2
3. Level 3
4. Level 4

**Grand Champion Driving award  
sponsored by Julie Emmons**

**CLASS 12 – English Horsemanship  
Performance**

Open to any members in Horsemanship project. Judge will consider the proper performance

of rider and of the horse under the rider's control at all gaits. Trots will be posted unless the judge requests otherwise. Proper attire is required, coats optional.

**Lot #**

1. Level 1
2. Level 2
3. Level 3
4. Level 4
5. Level 5
6. Level 6
7. Level 7

**CLASS 13 – Reining**

Open to any project horse. This class will not include rail work.

**Lot #**

1. Reining

**Grand Champion Reining Horse  
Award sponsored by Circle Bar  
Ranch – Stevens & Herman  
Families**

**CLASS 14 – Bareback Equitation**

Open to any project horse. Judge will consider the equitation (horsemanship) of the rider on the rail. Will include a walk, jog, and lope in both directions. **NO SPURS OR CHAPS.**

**Lot #**

1. Bareback Equitation

**Grand Champion Bareback  
Equitation Award sponsored by  
Circle Bar Ranch – Stevens &  
Herman Families**



**CLASS 15 – Trail**

Open to any project horse. Judge will consider the performance of horses over a pre-set course of obstacles. Members exhibiting yearlings may use free hand to cue horse properly for lateral movements.

**Lot #**

1. Trail
2. Yearling on lead line

**Grand Champion Trail Horse Award sponsored by Julie Emmons**

**CLASS 16 – Western Pleasure**

Open to any project horse. Chaps & Spurs are allowed.

**Lot #**

1. Western Pleasure

**Grand Champion Western Pleasure Award sponsored by McGill Land & Livestock; Lewis & Tawny McGill**

**CLASS 17 – English Pleasure**

Open to any project horse.

**Lot #**

1. English Pleasure

**Grand Champion English Pleasure Award sponsored by the Mobley Family**

All non-mounted entries must be the work of the exhibitor

and will be interview judged on Wednesday of the Fair.

**Class 18 – Small Equine**

Enter the project manual and unlike items under the Self Determined Project

**Lot #**

1. Miniature – In Hand Trail

**CLASS 19 – Horseless Horsemanship**

**Unit 1 – Giddy Up and Go**

**Lot #**

- 1-10. Up to ten unlike items related to project.
11. Item for Sale

**Unit 2 – Head, Heart, & Hooves**

**Lot #**

- 12-21. Up to ten unlike items related to project.
22. Item for Sale

**Unit 3 – Stable Relationships**

**Lot #**

- 23-32. Up to ten unlike items related to project.
33. Item for Sale

**Unit 4 – Riding the Range**

**Lot #**

- 33-43. Up to ten unlike items related to project.
44. Item for Sale

**Unit 5 – Jumping to New Heights**

**Lot #**

- 45 – 54. Up to ten unlike items related to project.
55. Item for Sale

**CLASS 20 – Horsemanship Level 1-7**

**Units 1-3**

**Lot #**

1. Project Activity Guide
2. Notebook/scrapbook or other display
3. Poster
4. Any article you have made for your horse project
5. Item for Sale

**Units 4-7**

**Lot #**

6. Project Activity Guide
7. Notebook/scrapbook or other display
8. Poster
9. Any article you have made for your horse project
10. Item for Sale

**CLASS 21 – Horse Judging**

**Lot #**

1. Project Activity Guide
2. Notebook/scrapbook or other display
3. Poster
4. Any article you have made for your horse project
5. Item for Sale

**CLASS 22 – Independent Study**

**Lot #**

1. Project Activity Guide
2. Notebook/scrapbook or other display
3. Poster
4. Any article you have made for your horse project
5. Item for Sale

**Grand Champion Horse Activities Award sponsored by the Mobley Family**

**Reserve Grand Champion Horse Activities Award sponsored by the Powder River County Fair**

***Class 23 – 4-H Sheep Division***

**Class 23A – Market & Feeder Lambs**

All market and feeder lambs must be under 1 year of age.

A single animal cannot be selected from a pen of three. It must be carried as a separate project.

Market lambs must be shorn before the Fair. There is a recommended minimum weight of 95 lbs. for market lambs.

Feeder lambs will be judged on condition, conformation, thriftiness, and feeding characteristics. Feeder lambs should weigh under 94 lbs. or less.

Members must indicate when they pre-enter prior to the Fair whether the lamb is in the market or feeder class. Market

lambs that are not finished will not be moved into the feeder class but will instead be white sticker lambs.

**Lot #**

1. Single market lamb
2. Carcass Contest
3. Single feeder lamb
4. Pen of 3 feeder lambs

**Grand Champion Feeder Lamb Award sponsored by Andrew & Jeridee Cathey**

**Reserve Grand Champion Feeder Lamb Award sponsored by Powder River County Conservation District**

**Grand Champion Market Lamb Award sponsored by Kyle & Shelley West**

**Reserve Grand Champion Market Lamb Award sponsored by Marlee Bilbrey & Family**

**Carcass Contest Award:** Cash will be awarded for the top three winners in the carcass contest. A buckle will be awarded to the 1<sup>st</sup> place winner.

**Cash Award sponsored by Askin Construction and Jim & Emily Madsen**

**Buckle Award sponsored by Dale Edwards, Inc., Francis & Diana Edwards, Steve & Sarah Edwards**

**Class 23B – Sheep Showmanship**

**Lot #**

1. Senior Showmanship, 14 years or older as of Oct. 1 of current 4-H year
2. Junior Showmanship, younger than 14 years of age as of Oct. 1 of current 4-H year
3. Beginner Showmanship, 1<sup>st</sup> year in 4-H and younger than 14 years of age as of Oct. 1 of current 4-H year

**Champion Senior Sheep Showmanship Award sponsored by Kelda, Tate, & Zoe Page**

**Champion Senior Sheep Showmanship Cash Award sponsored by Denbury Onshore**

**Reserve Champion Senior Sheep Showmanship Award by Jim & Kathy Bowers & Family**

**Champion Junior Sheep Showmanship Award sponsored In Memory of Charles Carter by Dan & Lisa Lynch**

**Champion Junior Sheep Showmanship Cash Award sponsored by Denbury Onshore**

**Reserve Champion Junior Sheep Showmanship Award sponsored Calvert Backhoe**

**Champion Beginner Sheep Showmanship Award sponsored by The Riter Ranch**

**Class 23C – Sheep Activities**

Entries in Units 1-4 will be interview judged on Wednesday of the Fair.

**Unit 1 – Rams, Lambs, & You**

**Lot #**

1. Project Activity Guide
2. Display
3. Poster
4. Any other item not listed, related to project & identify
5. Item for Sale

**Unit 2 – Shear Delight**

**Lot #**

6. Project Activity Guide
7. Display
8. Poster
9. Any other item not listed, related to project & identify
10. Item for Sale

**Unit 3 – Leading the Flock**

**Lot #**

11. Project Activity Guide
12. Display
13. Poster
14. Any other item not listed, related to project & identify
15. Item for Sale

**Unit 4 – Independent Study**

**Lot #**

- 16-25. Up to ten unlike items related to project
26. Item for Sale

**Grand Champion Sheep Activities Award sponsored by The Dinstel Family**

**Reserve Grand Champion Sheep Activities Award sponsored by Broadus Vet. Clinic**

***Class 24 – 4-H Sheep Breeding***

In the ewe and lamb class, the lambs must be born in current calendar year.

**Class 24A – Targhee**

**Class 24B – Columbia**

**Class 24C – Hampshire**

**Class 24D – Suffolk**

**Class 24E – Corriedale**

**Class 24F – Polypay**

**Class 24G – Crossbred**

**Class 24H – Any other breed, identify**

**Lot #**

1. Ewe lamb
2. Yearling ewe
3. Yearling ewe and lamb(s)
4. 2-year-old ewe and lamb(s)
5. 3-year-old ewe or older and lamb(s)
6. Ram lamb
7. Yearling ram
8. Ram, 2 years and older

**Grand Champion Breeding Sheep Award sponsored by Biddle Busy Beavers 4-H Club**

**Reserve Grand Champion Breeding Sheep Award sponsored by Jim & Kathy Bowers & Family**

***Class 25 – 4-H Sheep Fleece***

The purpose of this exhibit is to encourage the production of better wool, to better understand wool grades and how they are determined.

Fleeces must have been shorn this year and represent not more than 12 months of wool growth except in the case of yearling fleeces, in which 16 months of growth will be allowed.

Factors affecting exhibit are: Twine used in tying fleece; excessive dung locks or tags; discolored by excessive moisture; weakness of staple and excess burrs or other vegetable matter.

Fleeces should be tied and wrapped in blanket/sheet, flesh side out, in a manner to allow them to be handled without falling apart. List the age and breed of the animal that the fleece was shorn from on the exhibit tag.

**Class 25A – Ewe Wool**

**Lot #**

1. Fine, 64-80 microns
2. Medium, 50-62 microns
3. Course, 44-48 microns
4. Very Course, 36-40 microns

**Champion Ewe Fleece Award – FFA, 4-H, and Open Class - sponsored by Tri-state Wool Marketing Association**

**Class 25B – Ram Wool**

**Lot #**

5. Fine, 64-80 microns
6. Medium, 50-62 microns

- 7. Course, 44-48 microns
- 8. Very Course, 36-40 microns

**Class 25C – Lamb Wool**

**Lot #**

- 9. Fine, 64-80 microns
- 10. Medium, 50-62 microns
- 11. Course, 44-48 microns
- 12. Very Course, 36-40 microns

**Grand Champion Fleece Award  
sponsored by Running Wild & The  
Gift Ranch**

**Class 26 – 4-H Alpaca Division**

**Alpaca Halter**

**Lot #**

- 1. Intact males, all ages, all wool length
- 2. Non-breeding, all ages, all wool length
- 3. Female, all ages, all wool length

**Grand Champion Alpaca Award  
sponsored by Powder River  
County Fair**

**Reserve Grand Champion Alpaca  
Award Sponsored by Powder  
River County Fair**

**Class 27 – 4-H Swine Division**

**Class 27A – Market & Feeder Hogs**

This class is open to all breeds. Animals will be weighed on Thursday. The recommended minimum weight for the market class is 210 lbs. Feeder hogs

should weigh more than 50 lbs. and wiener pigs are under 50 lbs.

**Lot #**

- 1. Single market hog
- 2. Carcass Contest
- 3. Single feeder hog
- 4. Single wiener pig

**Grand Champion Market Hog  
Award sponsored by Craig and  
Jackee Randall**

**Reserve Grand Champion Market  
Hog Award sponsored by  
Trucano Ranch**

**Carcass Contest Award:** Cash will be awarded for the top three winners in the carcass contest. A buckle will be awarded to the 1<sup>st</sup> place winner.

**Cash Award sponsored by:  
AgWest Farm Credit Services &  
Denbury Onshore**

**Buckle Award sponsored by Olson  
Farm & Ranch**

**Class 27B – Swine Showmanship**

**Lot #**

- 1. Senior Showmanship, 14 years or older as of Oct. 1 of current 4-H year
- 2. Junior Showmanship, younger than 14 years of age as of Oct. 1 of current 4-H year
- 3. Beginner Showmanship, 1<sup>st</sup> year in 4-H and younger than 14 years of age as of Oct. 1 of current 4-H year

**Champion Senior Swine  
Showmanship Award sponsored  
by Pat Phillips in memory of Carl  
and Andrew & Jeridee Cathey**

**Champion Senior Swine  
Showmanship Cash Award  
sponsored by Denbury Onshore**

**Reserve Champion Senior Swine  
Showmanship Award sponsored  
by Mobley Family in memory of  
Paul**

**Champion Junior Swine  
Showmanship Award sponsored  
by Kyle & Teri Lindberg**

**Champion Junior Swine  
Showmanship Cash Award  
sponsored by Denbury Onshore**

**Reserve Champion Junior Swine  
Showmanship Award sponsored  
In Memory of Slug Mills; Poppy  
Darlynn & Charlee**

**Best Beginner Swine Showman  
Award sponsored by Bub &  
Carlene Gaskill**

**Class 27C – Swine Activities**

Entries in Units 1-4 will be interview judged on Wednesday of the Fair.

**Unit 1 – The Incredible Pig**

**Lot #**

- 1. Project Activity Guide
- 2. Display
- 3. Poster
- 4. Any other item not listed, related to project, & identify

<p>5. Item for Sale</p>	<p><b>Lot #</b>                  1. Any gilt, 5-12 months of age                  2. Sow &amp; litter                  3. Litter</p>	<p><b>Unit 2 – All Systems Go!</b></p>
<p><b>Unit 2 – Putting the Oink in Pig</b></p>	<p><b><i>Class 29 – 4-H Livestock Judging</i></b></p>	<p><b>Lot #</b></p>
<p><b>Lot #</b>                  6. Project Activity Guide                  7. Display                  8. Poster                  9. Any other item not listed, related to project, &amp; identify                  10. Item for Sale</p>	<p><b>Livestock Judging</b></p>	<p>8. Project Activity Guide                  9. Drawing of three external parasites of cattle                  10. Label a free hand drawing of cell and four bacterial shapes                  11. On one drawing, complete and explain the life cycle of heel fly and round worm                  12. Collect, mount, and identify three poisonous plants                  13. Any other item not listed &amp; identify                  14. Item for Sale</p>
<p><b>Unit 3 – Going Whole Hog</b></p>	<p><b>Lot #</b>                  1. Display/notebook of contest participation                  2. Display/notebook of events and learning activities                  3. Oral reasons presented at interview                  4. Any other item related to project                  5. Item for Sale</p>	<p><b>Unit 3 – On the Cutting Edge</b></p>
<p><b>Lot #</b>                  11. Project Activity Guide                  12. Display                  13. Poster                  14. Any other item not listed, related to project, &amp; identify                  15. Item for Sale</p>	<p><b>Grand Champion Livestock Judging sponsored by Powder River County Fair</b></p>	<p><b>Lot #</b>                  15. Project Notebook                  16. Display or poster related to project                  17. Item for Sale</p>
<p><b>Unit 4 – Independent Study</b></p>	<p><b>Reserve Grand Champion Livestock Judging sponsored by Powder River County Fair</b></p>	<p><b>Independent Study</b></p>
<p><b>Lot #</b>                  16-25. Up to ten unlike items related to project, identify                  26. Item for Sale</p>	<p><b><i>Class 30 – 4-H Vet. Science</i></b></p>	<p><b>Lot #</b>                  18. Project Notebook                  19. Display or poster related to project                  20. Any other item not listed &amp; identify                  21. Item for Sale</p>
<p><b>Grand Champion Swine Activities Award sponsored by Ward Gatlin Construction</b></p>	<p><b>Unit 1 – From Airedales to Zebras</b></p>	<p><b>Grand Champion Vet. Science award sponsored by Broadus Vet. Clinic; Clint and Lynne Pederson</b></p>
<p><b>Reserve Grand Champion Swine Activities Award sponsored by Broadus Vet. Clinic</b></p>	<p><b>Lot #</b>                  1. Project Activity Guide                  2. Notebook                  3. Display                  4. Poster                  5. Any item made related to project, identify                  6. Any other item not listed &amp; identify                  7. Item for Sale</p>	<p><b>Reserve Grand Champion Vet. Science Award sponsored by Powder River County Fair</b></p>
<p style="text-align: center;"><b><i>Class 28 – 4-H Swine Breeding</i></b></p> <p>A litter of four pigs at least 2 weeks of age of either or both sexes, farrowed by one sow. To enter in the individual lots, separate animals are required.</p>		

**SECTION R: MECHANICAL PROJECTS**

**Class 1 – 4-H Aerospace**

In order to exhibit in this project, you must be currently enrolled in one skill level of aerospace project.

Exhibits will be judged on accuracy of construction, quality of craftsmanship and appearance. Displays should be neat and attractive. Exhibits of models must be uniformly painted, smoothly finished, have decals applied smoothly, and be properly assembled and painted according to the accompanying plans. Engines and igniters are not permitted with the exhibit. Rockets and other models must be able to stand freely on their own or be supported on a wooden base. Do not display rockets on a launch pad. Do not angle.

For original design rockets or other models, describe in an attached summary how the model was tested for stability prior to flying.

**Class 1A – Stage 2, Lift Off**

**Lot #**

1. Any skill level 1 rocket made from a kit, include plans
2. Poster or display of different types of aircrafts.
3. Poster or display explaining how different types of weather affect flying or a chart of one week’s weather and your analysis of the flying conditions.

4. A handmade kit, include plans
5. An educational display relating to the International Phonetic Alphabet
6. Any model rocket or airplane not built from a kit, include plans
7. Any educational display related to what you have learned in the project
8. Project Activity Guide
9. Item for Sale

**Class 1B – Stage 3, Reaching New Heights**

**Lot #**

1. Any skill level 2 rocket made from a kit, include plans
2. A paper flight simulator you have made
3. A feather wing glider
4. A controllable glider
5. A fighter kite that can roll, pitch, and yaw
6. A model airplane from a kit, include plans
7. Any model rocket or airplane not built from a kit, include plans
8. Any educational display related to what you have learned in this project
9. Project Activity Guide
10. Item for Sale

**Class 1C – Stage 4, Pilot in Command**

**Lot #**

1. Any skill level 3 or higher rocket made from a kit, include plans

2. Poster or display relating to some aspect of this level of aerospace
3. A flat style box kite, include plans
4. A remote-control airplane made from a kit, include plans
5. A model rocket or model airplane not made from a kit, include plans
6. Any display related to what you have learned in the project.
7. Your own constructed altitude tracker
8. A complete cost and feasibility analysis of establishing an EMS helicopter service in your community
9. A notebook on the history of aviation
10. Project Activity Guide
11. Item for Sale.

**Class 1D – Independent Study**

**Lot #**

1. Educational Display
2. Any other item related to project
3. Item for Sale

**Grand Champion Aerospace Award sponsored by Powder River Examiner**

**Reserve Grand Champion Aerospace Award sponsored by the Powder River County Fair**

**Class 2 – 4-H Model Craft**

Only one model allowed per lot number. Models will be judged on neatness, accuracy of finish, and originality.

**Lot #**

1. Airplane model
2. Boat model
3. Car model
4. Train model
5. Spacecraft model
6. Truck Model
7. Miscellaneous model
8. Original homemade model over 18" (not a kit)
9. Original homemade model under 18" (not a kit)
10. Project notebook
11. Item for Sale

**Grand Champion Model Craft award sponsored by Powder River Examiner**

**Class 3 – 4-H Electrical Projects**

To exhibit in this category, you must be currently enrolled in one skill level of the project

**Class 3A – Unit 1, The Magic of Electricity**

**Lot #**

1. A homemade flashlight
2. A simple switch
3. A display or poster of conductors
4. A display or poster about magnetism
5. A homemade compass
6. A homemade electromagnet
7. A homemade galvanometer

8. A homemade electric motor
9. An educational poster or display about electricity in the home.
10. Any other item not listed, related to project, & identify
11. Project Activity Guide
12. Item for Sale

**Class 3B – Unit 2, Investigating Electricity**

**Lot #**

1. An educational display of Ohm's Law
2. A display or poster about conductors and insulators
3. A poster identifying the components of a wiring diagram
4. A homemade circuit
5. A homemade momentary switch
6. A homemade 3-way switch
7. A homemade rocket launcher
8. A homemade burglar alarm
9. An educational poster or display about electricity in the home
10. Any other homemade device not listed & identify
11. Project Activity Guide
12. Item for Sale

**Class 3C – Unit 3, Wired for Power**

**Lot #**

1. A display or poster showing how to read an electric motor
2. A display of types of wires and cables
3. A display showing how to measure electricity usage

4. A display or poster showing the different types of receptacles
5. A diagram of your home wiring circuits
6. An educational poster or display about electricity in the home
7. Any other homemade electric device not listed & identify
8. Project Activity Guide
9. Item for Sale

**Class 3D – Unit 4, Entering Electronics**

**Lot #**

1. Display or poster of different electronic parts
2. Display showing how a diode works
3. Display showing how a transistor regulates flow
4. Display showing how LEDs work
5. Homemade flasher
6. Homemade alarm that reacts to light
7. Homemade light meter
8. Homemade SCR intruder alarm
9. Homemade 6-8 watt amplifier
10. An educational poster or display about electronics
11. Any other homemade electronic device not listed & identify
12. Project Activity Guide
13. Item for Sale

**Class 3E – Independent Study**

**Lot #**

- 1-10. Up to ten unlike items related to project

11. Item for Sale

**Grand Champion Electricity Award sponsored by The Corner Store - Lyman and Anne Amsden**

**Reserve Grand Champion Electricity Award sponsored by the Powder River County Fair**

***Class 4 - 4-H Robotics***

**Class 4A – Junk Drawer Robotics, Level 1, Robots on the Move**

**Lot #**

1. Present how the items you had were sorted
2. 2-D drawing
3. 3-D image of an item
4. Support constructed to hold textbook
5. Marshmallow Catapult
6. Balance beam
7. 3-D Tic-Tac-Toe game or board
8. Robot Arm plan
9. Robot Arm
10. Power source designed to move the arm
11. Display showing joints and linkages
12. Gripper design
13. Gripper
14. Robot
15. Any other item not listed, related to project, & identify
16. Project Activity Guide
17. Item for Sale

**Class 4B – Junk Drawer Robotics, Level 2, Robots on the Move**

**Lot #**

1. Display showing movement and friction
2. Clipmobile design
3. Clipmobile
4. Simple Electrical circuit
5. Electromagnetic force display
6. Can-Can robot design
7. Can-Can robot
8. Display of gear ratios
9. Gear assembly
10. Gear train that has gear ratio reduction
11. Gear train using compound gears
12. Rover that goes slow and climbs a ramp
13. Display showing buoyancy, weight distribution or surface area
14. Underwater ROV design
15. Underwater ROV
16. Any other item not listed, related to project, & identify
17. Project Activity Guide
18. Item for Sale

**Class 4C – Junk Drawer Robotics, Level 3, Mechatronics**

**Lot #**

1. Display about the differences between series and parallel circuits
2. Display showing electrical switches and direction of electrical flow
3. Double Pole Double Throw (DPDT) switch design
4. Double Pole Double Throw (DPDT) switch
5. Display of a visual sensor
6. Steady hand/buzz wire game
7. Design of a robot using a sensor for control

8. Robot using a sensor for control
9. Display about base 2 binary counting and timing
10. Display telling about logical operators
11. Display about electrical components
12. Solder-less breadboard working electrical circuit
13. Display illustrating the concepts of input, processes, and output
14. Design of a program using a flowchart format
15. Original robot design
16. Original robot
17. Any other item not listed, related to project, & identify
18. Project Activity Guide
19. Item for Sale

**Class 4D – Intro to Modern Microcontrollers**

**Lot #**

1. Blinking LED display
2. Any circuit with code
3. Any other item not listed, related to project & identify
4. Any other item not listed, related to project & identify
5. Any other item not listed, related to project & identify
6. Item for Sale

**Class 4E – Independent Study**

**Lot #**

- 1-5. Up to 5 unlike items related to project, identify
6. Item for Sale



**Grand Champion Robotics award  
sponsored by Powder River  
Examiner**

**Reserve Grand Champion  
Robotics award sponsored by  
Powder River County Fair**

***Class 5 – 4-H Small Engines***

**Class 5A – Crank It Up!**

**Lot #**

1. Poster showing what you have learned about your project
2. Display of basic tools needed to maintain a small engine
3. An educational display related to what you have learned about two-cycle engines
4. An educational display related to what you have learned about four-stroke engines
5. An educational display showing proper maintenance and care of a lawn mower
6. An educational display of proper safety labels and procedures for small engines
7. Small engine parts display board with a brief explanation of the purpose of the parts and how they work.
8. Display related to some system that you learned about in the project
9. Any educational display related to what you have learned in the project
10. Project Activity Guide
11. Item for Sale

**Class 5B – Warm It Up!**

**Lot #**

1. An educational display comparing the different types of engines
2. An educational poster illustrating and explaining the internal parts of an engine
3. An educational display showing how transmissions work
4. An educational display showing how to conduct a compression check
5. An educational display showing how to adjust a carburetor
6. A display using a real small engine with a brief explanation showing steps in preparing a small engine for storage
7. Carburetor parts display board with brief explanation of the purpose of the parts and how they work together
8. An income and expense record of your lawn mowing business, including cost, hours worked, pay for individual jobs, etc.
9. Any educational display related to what you have learned in this project
10. Project Activity Guide
11. Item for Sale

**Class 5C – Tune It Up!**

**Lot #**

1. An educational display showing how to use

diagnostic tools on small engines

2. An educational display showing how to tear down and reassemble a small engine
3. An educational display related to the electrical system of a small engine
4. An educational display about emissions systems on a small engine
5. An educational display showing how to remove and sharpen a mower blade
6. An educational display about careers in small engines
7. An educational display about your working in finding resources about small engines on the Internet
8. An educational display about trouble-shooting common problems with small engines
9. An educational display about small engine designs
10. Any educational display related to what you have learned in this project
11. Project Activity Book
12. Item for Sale

**Class 5D – Independent Study**

**Lot #**

- 1-10. Up to ten unlike items related to project
11. Item for Sale

**Grand Champion Small Engines  
Award sponsored by Frankie  
Schoonover**

<p><b>Reserve Grand Champion Small Engines Award sponsored by the Powder River County Fair</b></p>	<p><b>Class 6E – Independent Study</b></p>	<p><b>Class 7B – Independent Study</b></p>
<p><b>Class 6 – 4-H Woodworking</b></p>	<p><b>Lot #</b> 1-10. Up to ten unlike items related to project 11. Item for Sale</p>	<p><b>Lot #</b> 1-10. Up to ten unlike items related to project, identify 11. Item for Sale</p>
<p><b>Class 6A – Measuring Up</b></p> <p><b>Lot #</b> 1-10. Up to ten unlike items from plans from Unit 1 or other items of comparable carpentry level 11. Project Activity Guide 12. Item for Sale</p>	<p><b>Grand Champion Woodworking Award sponsored by Ty’s Custom Furniture</b></p> <p><b>Reserve Grand Champion Woodworking Award sponsored by Steve Stoddard</b></p>	<p><b>Grand Champion Welding Award sponsored by Shilo &amp; Karen Capp</b></p> <p><b>Reserve Grand Champion Welding Award sponsored by Powder River County Fair</b></p>
<p><b>Class 6B – Making the Cut</b></p>	<p><b>Class 7 – 4-H Welding</b></p>	<p><b>SECTION S: 4-H PLANTS</b></p>
<p><b>Lot #</b> 1-10. Up to ten unlike items from plans from Unit 2 or other items of comparable carpentry level 11. Project Activity Guide 12. Item for Sale</p>	<p><b>Class 7A – Arcs and Sparks, Level 1</b></p> <p><b>Lot #</b> 1. Any poster or electronic media presentation about the history and evolution of welding. 2. Build a poster or model showing the parts of a welder with an explanation of what each part does. 3. Any poster, electronic media, or welded plate example to show how improper selection of electrode, speed, height, and/or Amp setting will create a poor weld. 4. Any welded project, identify 5. Any welded project, identify 6. Any welded project, identify 7. Project Activity Guide 8. Item for Sale</p>	<p><b>Class 1 – 4-H Forestry</b></p> <p>To exhibit in this category, you must be currently enrolled in one skill level of the forestry project. In order to complete a year in this project and exhibit at the fair, you should have completed a minimum of 6 achievement program activities during the year.</p>
<p><b>Class 6C – Nailing It Together</b></p> <p><b>Lot #</b> 1-10. Up to ten unlike items from plans from Unit 3 or other items of comparable carpentry level 11. Project Activity Guide 12. Item for Sale</p>		<p>If leaves, stems or bark are to be exhibited, they should be identified with a label near the object on the same page. These labels should have on them (1) the proper common name; (2) location (city and/or county) where located; and (3) date (day, month, year) collected. When exhibiting after more than one year in the project, group specimens by year collected.</p>
<p><b>Class 6D – Finishing Up</b></p> <p><b>Lot #</b> 1-10. Up to ten unlike items from plans from Unit 4 or other items of comparable carpentry level 11. Project Activity Guide 12. Item for Sale</p>		<p>Educational displays may consist of groupings of leaves, bark, stems, or related to any aspect of forestry. Displays should be presented in a clear, concise, and interesting manner. The</p>

purpose of educational displays is to learn more about the importance of forest ecosystems and forest life.

**Class 1A – Unit 1, Follow the Path**

**Lot #**

1. Exhibit of at least 5 different dried leaves/needles from either coniferous or deciduous trees living in Montana collected during the year.
2. Exhibit a minimum of 5 native Montana trees showing leaf, twig, and fruit from each species
3. Poster or educational display relating to some activity in Unit 1
4. Journal record showing where 10 different leaves/trees are located and the date you found them
5. A photo story of a visit to a state forest or other forest ecosystem
6. A leaf chain or dried leaf collage
7. Plant in a clear jar showing the root system of a tree seedling
8. Any other item not listed, related to project & identify
9. Project Activity Book
10. Item for Sale

**Class 1B – Unit 2, Reach for the Canopy**

**Lot #**

1. Exhibit a collection of at least 10 different kinds of leaves/needles from either

- coniferous or deciduous trees living in Montana collect during the year
2. Exhibit a minimum of 8 native Montana trees showing leaf, twig, and fruit from each species
3. Poster or educational display relating to some activity in Unit 2
4. A photo-journal of your visit to a local park or forest
5. Photo-journal or field guide on the habitat of 10 organisms that use trees
6. Cross-section of a tree with explanation of the tree’s history
7. Exhibit explaining the fire triangle and forest fire prevention
8. Diagram indicating which part of a tree’s various disease affects
9. Any other item not listed, related to project & identify
10. Project Activity Guide
11. Item for Sale

**Class 1C – Unit 3, Explore the Deep Woods**

**Lot #**

1. Exhibit a collection of at least 20 different kinds of leaves/needles from either coniferous or deciduous trees living in Montana collect during the year
2. Exhibit a minimum of 15 native Montana trees showing leaf, twig, and fruit from each species

3. Poster or educational display relating to some activity in Unit 2
4. A photo-journal of your visit with a “tree informant” to a local part or forest
5. Write a taxonomic key for 5 different leaves you have collected
6. Display 5 bark rubbings you have made and the identification of each tree
7. Display showing the “fruits” or “seeds” of at least 10 trees in your area
8. Any other item not listed, related to project & identify
9. Project Activity Guide
10. Item for Sale

**Class 1D – Independent Study**

**Lot #**

- 1-10. Up to ten unlike items related to project
11. Item for Sale

**Class 2 – 4-H Gardening Projects**

**Class 2A – Vegetable Garden**

**Lot #**

- 1-101. Any lot number under **Section H – Open Class Garden**. List lot number and name.
102. Item for Sale

**Class 2B – Level A, See them Sprout**

**Lot #**

1. Dish/container garden
2. Flower arrangement

3. Educational display
4. Any other item not listed, related to project & identify
5. Project Activity Guide
6. Item for Sale

**Class 2C – Level B, Let’s Get Growing**

**Lot #**

1. Terrarium
2. Hydroponically grown plant
3. Flower arrangement
4. Educational display
5. Any other item not listed, related to project, & identify
6. Project Activity Guide
7. Item for Sale

**Class 2D – Level C, Take Your Pick**

**Lot #**

1. Plant experiment
2. Careers in horticulture
3. Analyzing landscape
4. Flower arrangement
5. Educational display
6. Any other item not listed, related to project, & identify
7. Project Activity Guide
8. Item for Sale

**Class 2E – Level D, Growing Profits**

**Lot #**

1. Intercropping
2. Drawing and/or pictures of Double your Crops
3. Garden in Your Computer
4. Educational Display
5. Any other item not listed, related to project, & identify
6. Project Activity Guide
7. Item for Sale

**Class 2E – Independent Study**

**Lot #**

- 1-10. Up to ten unlike items related to project
11. Item for Sale

**Class 2F – Flower Garden**

**Lot #**

- 1-108. Any lot number under **Section F – Open Class Floral.** List lot number and name.
107. Item for Sale

**Grand Champion Gardening Award sponsored by Margaret Scoles**

**Reserve Grand Champion Gardening Award sponsored by the Powder River County Fair**

**Class 3 – 4-H Crop Science**

**Class 3A – Wheat, Oats, Barley, & Rye**

**Lot #**

1. Display related to your visit to a bakery
2. Collection of various products made from small grains
3. Display telling about your visit to a local livestock feed store
4. Poster with a labeled cereal plant attached
5. Display of germinated seeds
6. Exhibit showing the nine stages of plant growth
7. Collection of small grains in containers
8. Display of various varieties of small grains

9. Display of a spring and winter cereal grain
10. Display showing the differences in seed quality
11. Exhibit of germinated seeds from exercise 10
12. Display with different seed varieties and their resistant
13. Display showing the effects of different planting depths
14. Collection of soil types
15. Display showing growing plants in different soil types
16. Display presenting small grain diseases
17. Display showing small grain insect pests
18. Display identifying weeds
19. Collection of small grain pests
20. Exhibit showing how to determine field acreages
21. Display showing how to determine small grain harvest loss
22. Display how to determine the volume of storage structures
23. Present a marketing plan
24. Display a balance sheet or prices over time of small grains
25. Show how production costs are determined
26. Exhibit related to careers related to crops
27. Plant press
28. Any other item not listed, related to project, & identify
29. Project Activity Guide
20. Item for Sale

**Class 3B – Independent Study**

**Lot #**

- 1-10. Up to ten unlike items related to project
- 11. Item for Sale

**Grand Champion Crop Science Award sponsored by Green Acre Ranch, Gordon and Deb Archer**

***Class 4 – 4-H Range Science Management***

**Class 4A – Level 1**

**Lot #**

- 1. Poster showing the stages of succession or illustrating the water cycle
- 2. An educational display related to what you have learned about rangelands.
- 3. An educational display related to what you have learned about the different plants and animals that live on rangelands.
- 4. An educational display showing different uses of rangelands or the web of life on rangelands.
- 5. Profile of a rancher or other range user.
- 6. Educational display showing the three main kinds of land in Montana and the kinds of life and activity each supports.
- 7. Educational display showing the four major kinds of plants and how they differ from each other.
- 8. Combination Project manual/Plant Anatomy Reference Book.

- 9. Any other item not listed, related to project, & identify
- 10. Item for Sale

**Class 4B – Independent Study**

**Lot #**

- 1-10. Up to ten unlike items related to project
- 11. Item for Sale

**Grand Champion Range Science Management Award sponsored by the Powder River County Fair**

***Class 5 – 4-H Weed Science***

**Class 5A – Level 1**

**Lot #**

- 1. Display illustrating crops grown in Montana and products made in Montana from those crops
- 2. Display showing different ways weed seeds spread to new locations
- 3. Plant press created in project
- 4. Display of pressed plants and/or photos you have taken illustrating the following terms: weeds and native, non-native, invasive and noxious plants
- 5. Chart showing the exponential growth of a knapweed plant
- 6. Display that illustrates the effects of erosion
- 7. Any other item not listed, related to project & identify
- 8. Project Activity Guide
- 9. Item for Sale

**Class 5B – Weeds on the Move**

**Lot #**

- 1. Collection of 18 weeds, properly mounted and identified (No duplication of Unit 1)
- 2. A map of your ranch, an adjoining ranch, roadside, block or area in which you live showing patches of problem weeds
- 3. Record with specific details of an observance of spraying a patch of weeds
- 4. Short story telling “How I Would Control a Patch of Perennial Weeds”
- 5. Notebook or display on weed options you have chosen
- 6. Project Activity Guide
- 7. Any other item not listed, related to project & identify
- 8. Item for Sale

**Class 5C – Weed-n-Seed**

**Lot #**

- 1. Collection of 20 weeds, properly mounted and identified, (No duplication of Unit 1 or 2)
- 2. Sample of five different crop seeds, with a sample of 3 kinds of weed seeds that are commonly found in each of them for a total of 15 weed seeds (don't duplicated weed seeds)
- 3. Notebook and/or records or display on weed option you have chosen
- 4. Project Activity Guide
- 5. Any other item not listed, related to project & identify

6. Item for Sale

**Class 5D – Independent Study**

**Lot #**

- 1-10. Up to ten unlike items related to project
- 11. Item for Sale

**Grand Champion Weed Science Award sponsored by Tammy Van Tine**

**SECTION T: CLOVERBUDS**

Open to any Cloverbud member. Youth will interview with a judge on Tuesday of the Fair. Participation ribbons will be awarded.

**Class 1A – Cloverbuds, Activity Book A**

**Lot #**

- 1. A Little Bit About Me page or collage
- 2. Create a Critter
- 3. Create Your Own Ant
- 4. Create a Habitat
- 5. Sidewalk Chalk
- 6. Puppet Creation
- 7. Sand Painting

- 8. Beanbag Socks
- 9. Graham Cracker Scram
- 10. Kitchen Safety
- 11. First Aid Kit
- 12. Build a Kazoo
- 13. Make a Constellation
- 14. Sink or Float Experiment Results
- 15. Leaf Collection
- 16. Vegetable Seedlings
- 17. Rain Gauge

**Class 1B – Cloverbuds Activity Book B**

**Lot #**

- 18. Animal Ears
- 19. Feathered Friends Bird Feeder
- 20. Nature Hike Journal
- 21. Secret Message and Reveal
- 22. Handmade musical instrument(s)
- 23. Straw Blown Painting
- 24. Quilt Square from Paper, Foam or Fabric
- 25. Fruity Milkshake
- 26. Five a Day Diary
- 27. Paper Airplane Experiment and Results
- 28. String Telephone
- 29. Handmade Kite
- 30. Nature Rubbings

- 31. Growing with Groundwater Terrarium
- 32. Seed Experiment

**Class 1C – Cloverbuds Activity Book C**

**Lot #**

- 33. Exhibit Related to Animal Tracks or Animal Tracks Worksheets
- 34. Build a Butterfly
- 35. Toad Abode
- 36. Homemade Playdough Sculpture
- 37. Exhibit Related to Miming
- 38. Mosaic
- 39. Tic-Tac-Toe Paper Weaving
- 40. Sundae
- 41. Family Flag
- 42. Balloon Rocket
- 43. Sound Vibrations Noisy Cup
- 44. Water and Oil Experiment and/or Results
- 45. Stalactite and Stalagmite Rock Formations Experiment
- 46. Ocean in a Bottle
- 47. Nature Scavenger Hunt Picture Drawings
- 48. Any other food item
- 49. Any other item
- 50. Any other item

# **Powder River County Fair**

# **Pie Making**

# **Contest**

**Calling all aspiring bakers!**


Bring your best pie to the tent on  
Thursday, July 27th at Noon.

Pie entry rules:

- Any flavor and type
- Baked in disposable 9" pie tin
- Pies must be homemade from scratch
- Title of your pie, your name & contact should be with your entry
- Pies will be judged on taste and presentation



# GET YOUR TEAMS TOGETHER:



## Muddy Pig Wrestling

July 27th 7:00 pm

3 people/team \$30 entry fee

Teams must be coed

Adult, Teen 9-17, Pee-Wee 4-8

Register by **July 24th**

## Cornhole Tournament

July 27th 3:00 pm

Open to all ages

Sign-up day of tournament

Cottonwood Park

# ENJOY

## Watermelon Eating Contest

Thursday -- 10:00

## Pie Making Contest

Thursday -- Noon

## Music by Christine Appleman

Thursday -- Noon

## Money in the Straw

Friday -- 11:00

## Music by Lucas Capp

Friday -- Noon

## Ice Cream Eating Contest

Friday -- 1:00

## East Fork Ranch Rodeo

Friday -- 6:00

Website - <http://prco.mt.gov/Fair>

Like us on Facebook

Powder River County Fair

Follow on Instagram

[powderrivercountyfair](https://www.instagram.com/powderrivercountyfair)